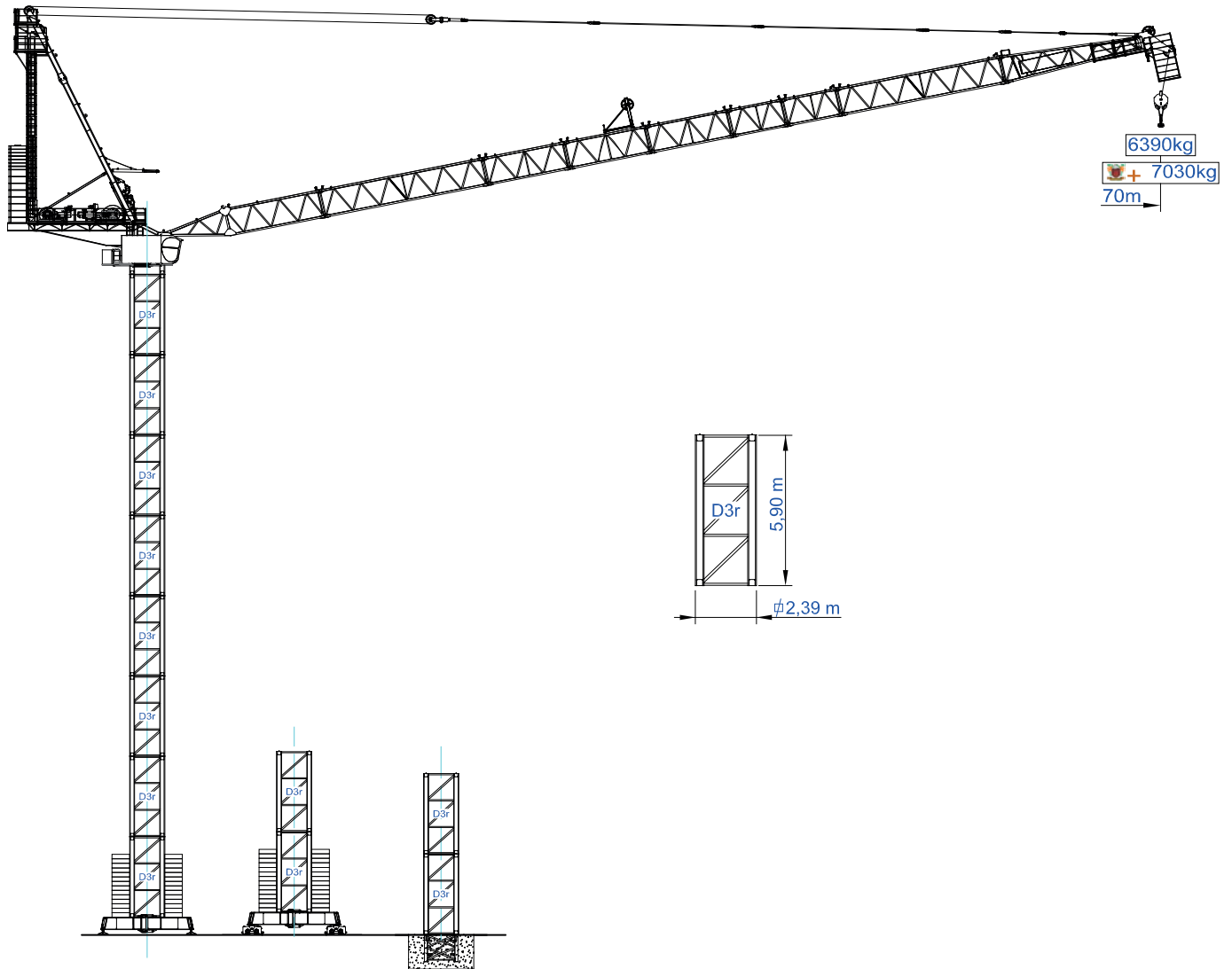




STL 757

Data Sheet / Catalogo / Fiche Technique / Scheda Dati
 Datenblatt / техническая спецификация
 Metric / Métrico / Métrique / Metrico / Metrisch / метрика




Headquarters

3620 S. 40th Street, Phoenix, AZ, 85040 USA
 +1 (480) 993 3302

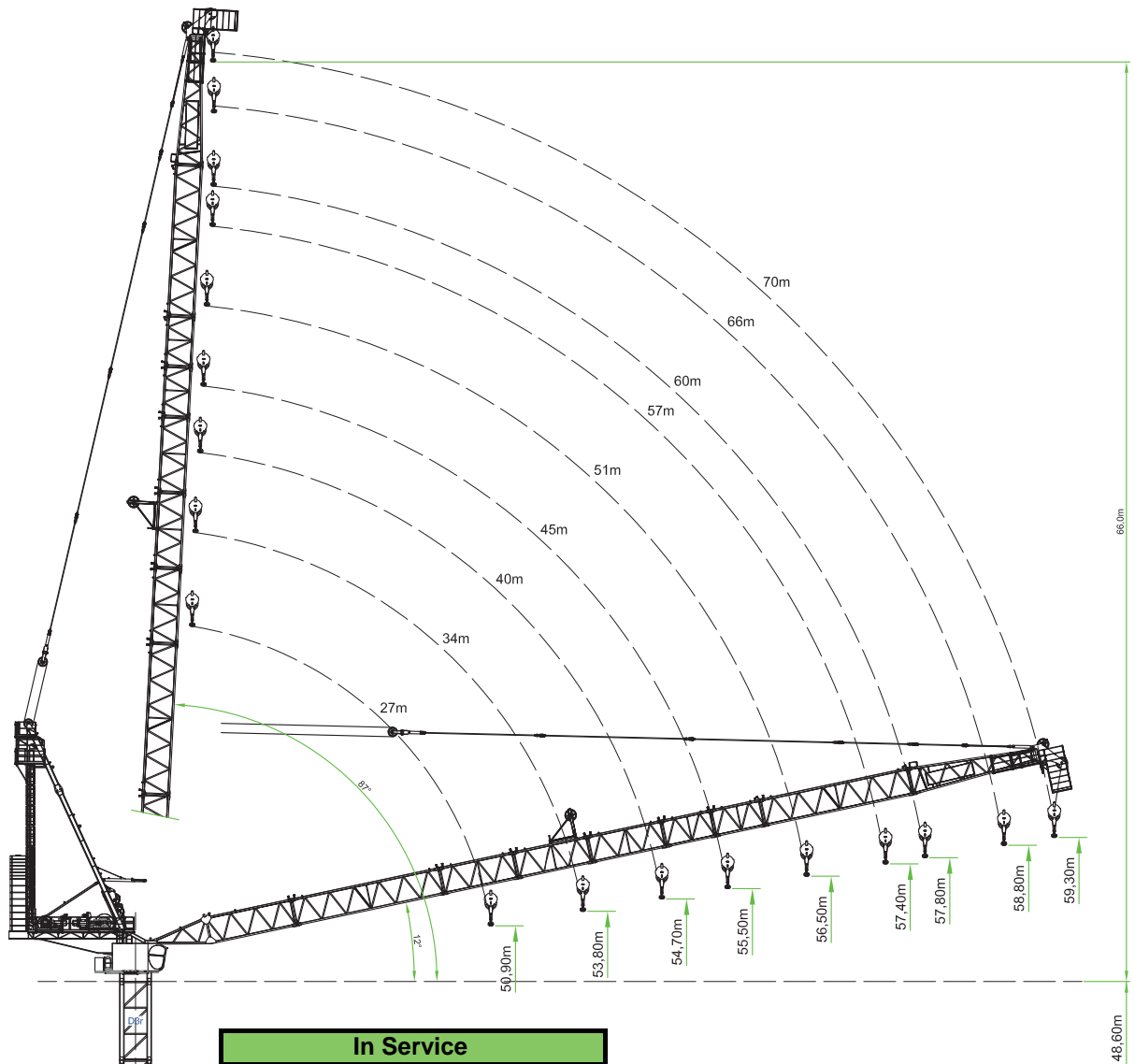
Factory

Zona Industrial de Canas de Senhorim - EN 234, 3525-040 Canas de Senhorim - Portugal
 +351 232 673 530 ✉ sales@staffordtowercranes.com

www.staffordtowercranes.com

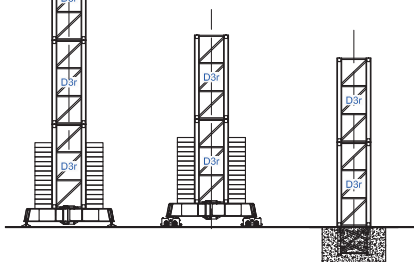


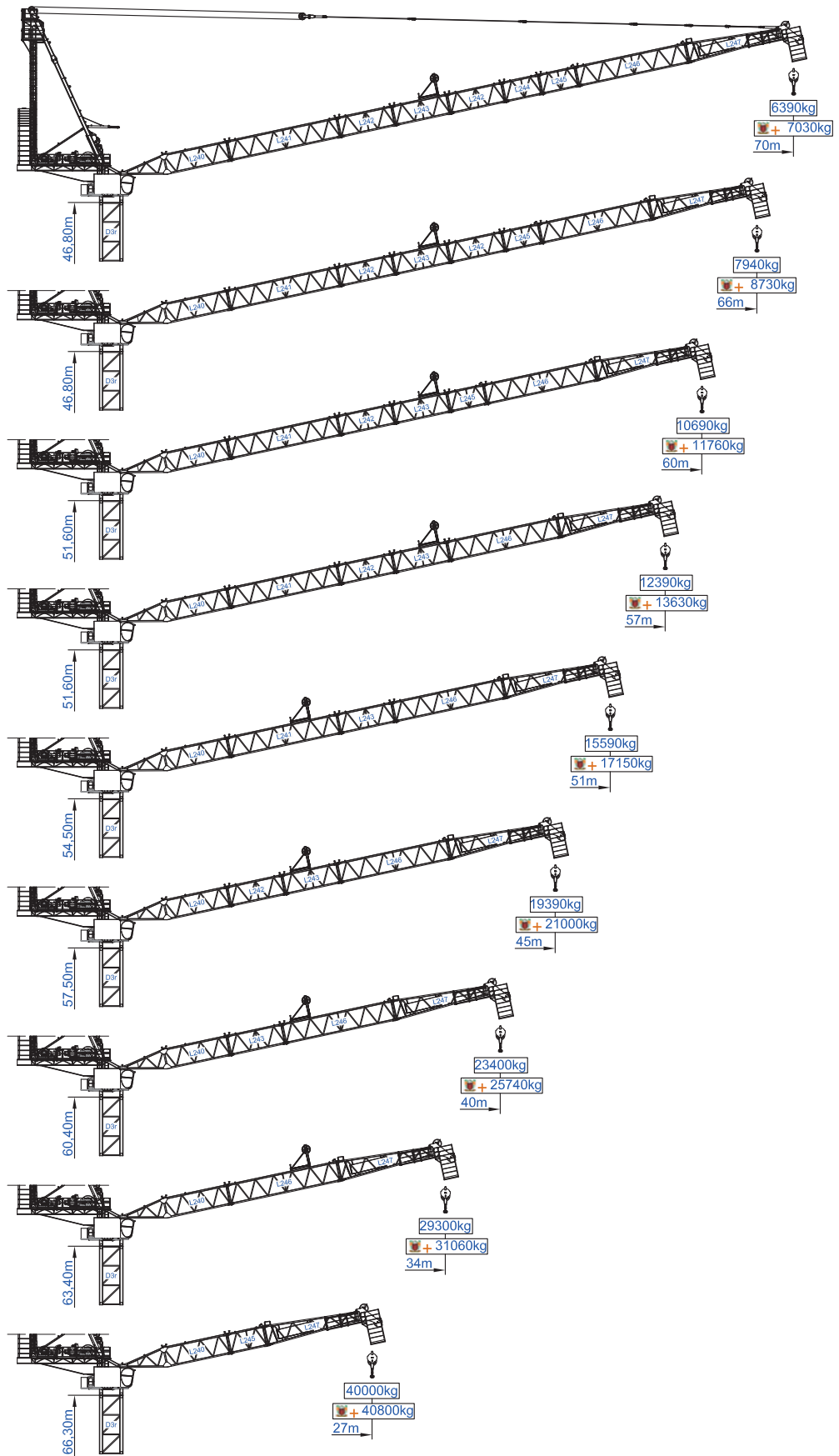
Empresa certificada no âmbito da Conceção, Fabrico e Serviço Pós-venda de Gruas Soima e componentes



In Service		
Max Angle 87°		
Jib (m)	L (m) II Fall	L (m) I Fall
70,0	6,80	7,20
66,0	6,50	6,90
60,0	6,10	6,50
57,0	5,90	6,30
51,0	5,50	5,90
45,0	5,10	5,50
40,0	4,70	5,10
34,0	4,30	4,70
27,0	3,83	4,23

Out of Service		
Jib (m)	Degree (°)	(m)
70,0	72,0	23,50
66,0	72,0	22,10
60,0	72,0	20,20
57,0	73,0	18,90
51,0	73,0	16,90
45,0	73,0	15,10
40,0	73,0	13,40
34,0	71,0	12,90
27,0	71,0	11,20







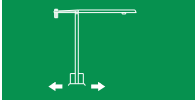


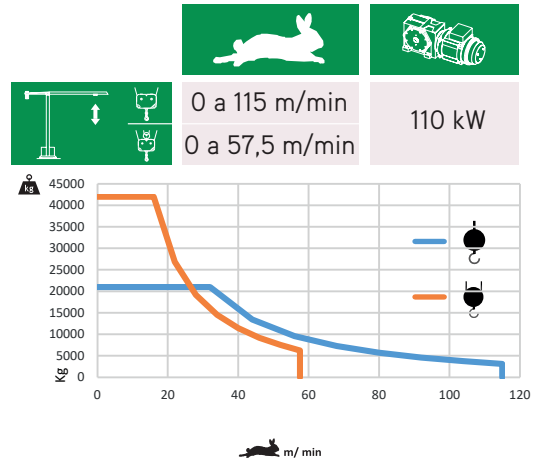
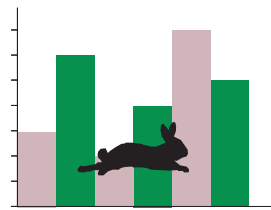
Model	Capacity (kg)	H (m)	L (m)	Jibs																	m	kg
				24	27	30	34	37	40	43	45	48	51	53	57	60	63	66	68	70		
70	83 000	25,0	21,0	21 000																	m	kg
				25 000						18 550	17 410	15 360	13 780	12 760	10 930	9 650	8 640	7 580	6 970	6 390		
66	79 300	27,5	40,5	21 000																	m	kg
				35 000	21 000					19 230	17 610	15 700	14 220	13 080	11 370	10 160	9 060	7 940				
60	75 600	24,5	41,5	21 000																	m	kg
				42 000	37 370	32 710	27 170	24 200	21 360	18 940	17 750	15 820	14 130	13 280	11 440	10 100						
57	72 000	24,5	42,0	21 000																	m	kg
				42 000	38 320	33 440	27 350	24 250	21 620	20 080	18 720	16 890	15 270	14 290	12 390							
51	68 300	25,0	42,5	21 000																	m	kg
				42 000	38 320	33 440	28 070	24 980	22 110	19 890	18 500	16 730	15 000									
45	64 700	25,0	43,5	21 000																	m	kg
				42 000	38 870	33 750	28 710	25 450	22 920	20 540	18 800											
40	61 000	25,5	40,0	21 000																	m	kg
				42 000	39 460	34 280	29 310	26 010	23 400													
34	53 700	25,5	34,0	21 000																	m	kg
				42 000	39 660	34 960	29 300															
27	50 000	25,5	27,0	21 000																	m	kg
				42 000	40 000																	




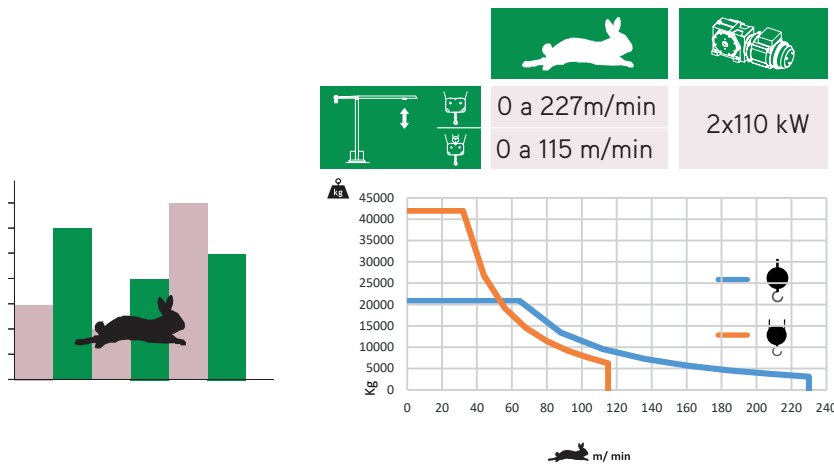
Model	Capacity (kg)	H (m)	L (m)	Jibs																	m	kg
				24	27	30	34	37	40	43	45	48	51	53	57	60	63	66	68	70		
70	83 000	35,5	41,0	21 000																	m	kg
				25 000						19 600	18 420	16 300	14 670	13 610	11 730	10 400	9 350	8 260	7 630	7 030		
66	79 300	28,5	42,0	21 000																	m	kg
				35 000	21 000					20 470	18 790	16 810	15 270	14 070	12 300	11 040	9 900	8 730				
60	75 600	25,5	43,5	21 000																	m	kg
				42 000	39 680	34 790	28 990	25 880	22 900	20 370	19 120	17 100	15 330	14 440	12 520	11 110						
57	72 000	26,0	43,5	21 000																	m	kg
				42 000	40 410	34 710	29 340	26 090	23 320	20 690	19 310	17 440	15 780	14 780	12 980							
51	68 300	26,5	45,0	21 000																	m	kg
				42 000	41 220	36 050	30 350	27 080	24 040	21 680	20 210	18 330	16 500									
45	64 700	27,0	45,0	21 000																	m	kg
				42 000	36 640	31 250	27 770	25 070	22 540	20 680												
40	61 000	27,5	40,0	21 000																	m	kg
				42 000	37 420	31 080	28 540	25 740														
34	53 700	26,5	34,0	21 000																	m	kg
				42 000	41 910	36 980	31 060															
27	50 000	26,0	27,0	21 000																	m	kg
				42 000	40 800																	




	
	0 a 0,7 r.p.m. 4x7,5 kW
	1,5 m/min 110 kW
	On Request

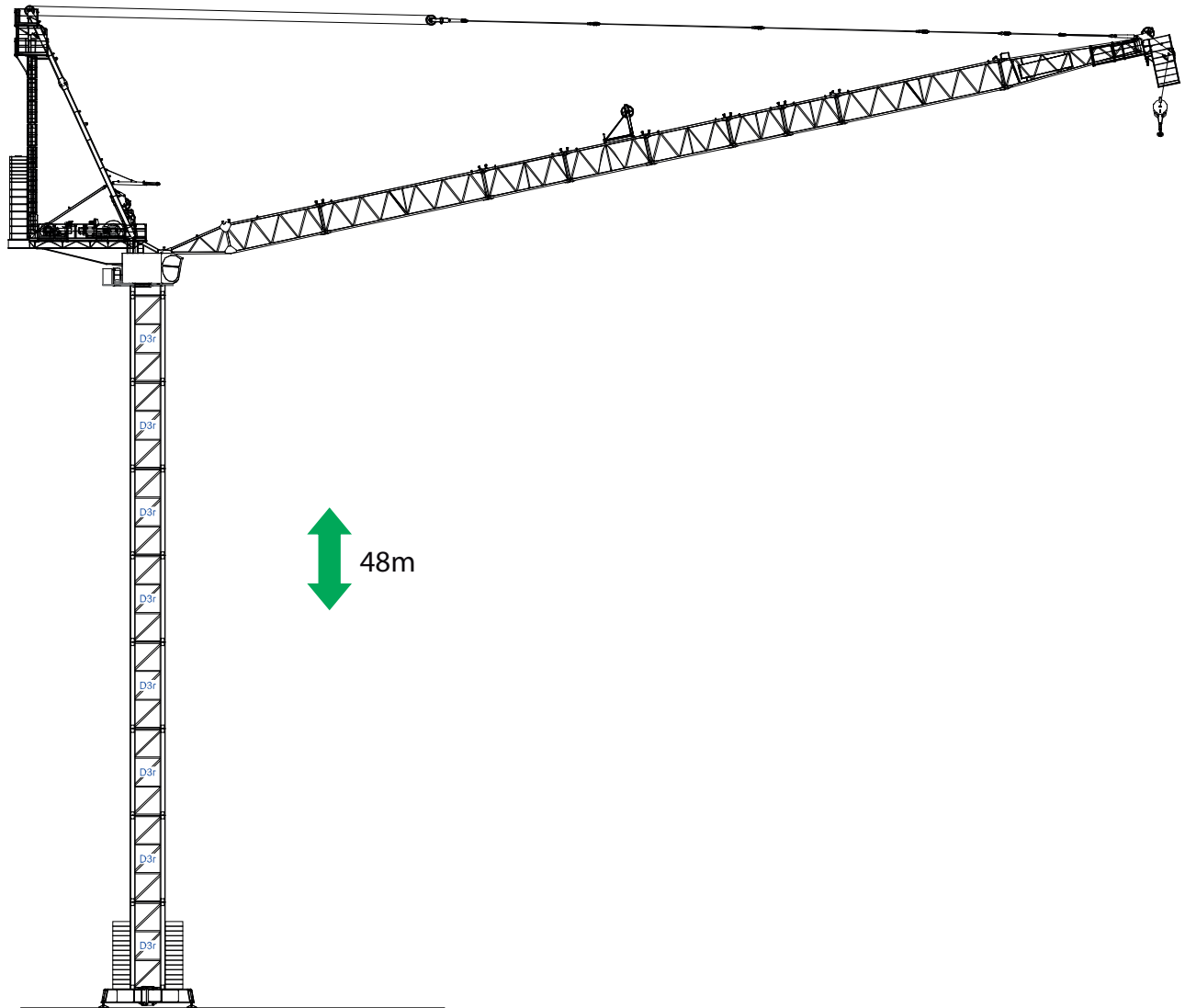


	315 kVA
	400/480V +-5% (50/60 Hz)



	450 kVA
	400/480V +-5% (50/60 Hz)





/




40' High Cube




STL 757





Headquarters

 3620 S. 40th Street , Phoenix , AZ, 85040 USA

 +1 (480) 993 3302

Factory

 Zona Industrial de Canas de Senhorim - EN 234, 3525-040 Canas de Senhorim - Portugal

 +351 232 673 530  sales@staffordtowercranes.com

 staffordtowercranes.com