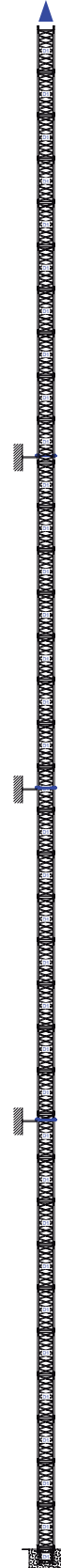
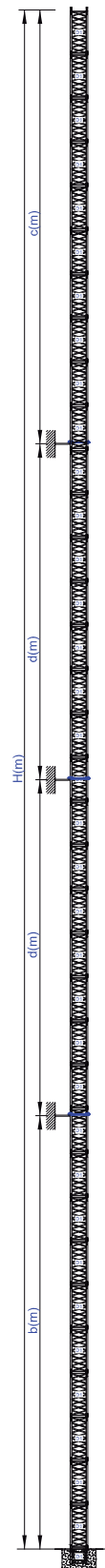
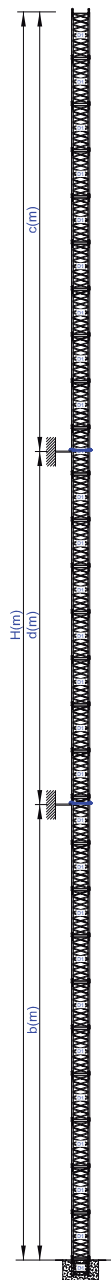
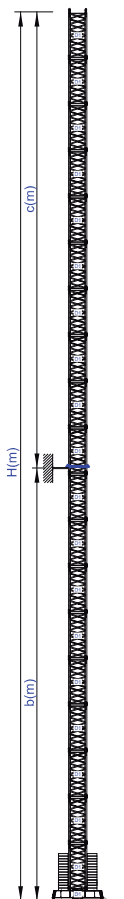
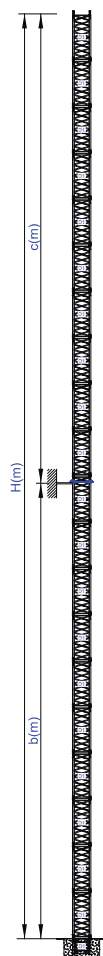


More options



Wind
C25
C50
D50

H
66
63
51

H
66
63
51

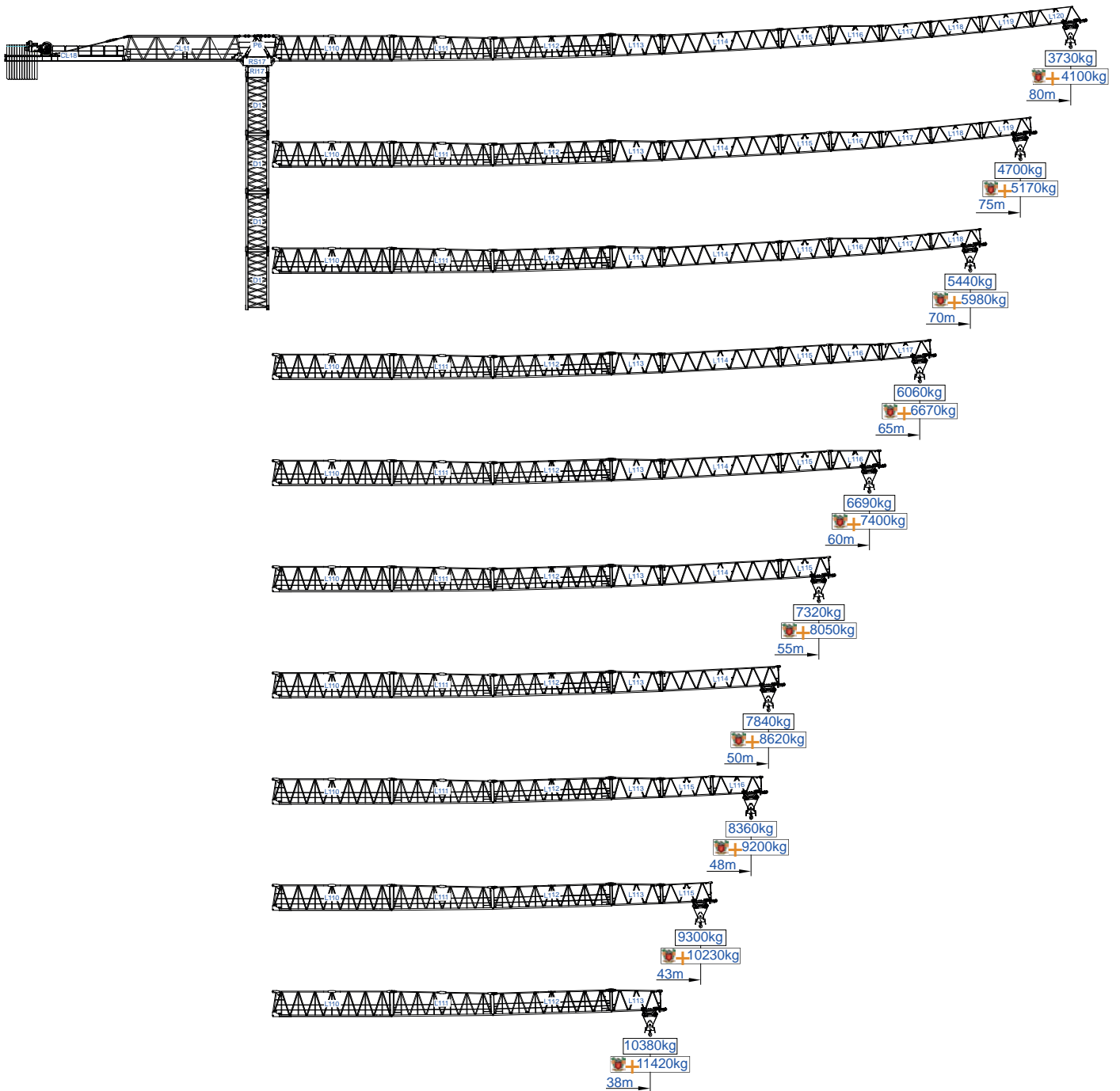
H	b	c
96	54	42



H	b	c
90	48	42

H	b	c	d
126	54	42	30

H	b	c	d
156	54	42	30







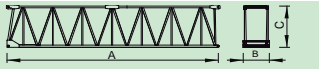
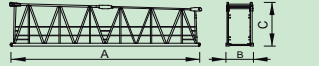
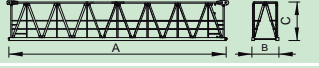
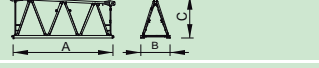

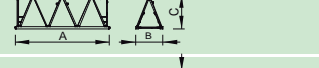
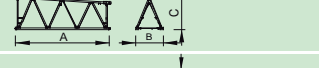
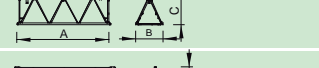
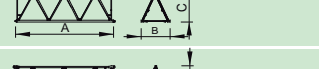
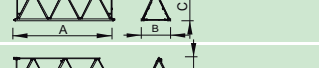
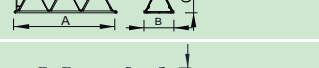
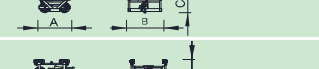
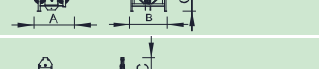

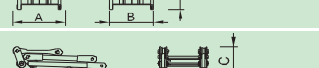

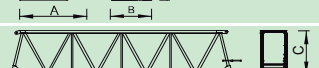

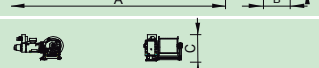
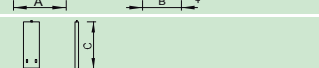
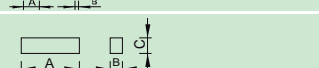

m																					m
		32000kg	16000kg	10	15	20	25	28	33	38	43	48	50	55	60	65	70	75	80	kg	
80	<b>24000kg</b> 1x4000kg 10x2000kg	11.17	22.26	16000	16000	16000	14140	12510	10470	8960	7800	6880	6570	5880	5310	4820	4410	4050	3730		
				32000	23430	17120	13340	11710	9670	8160	7000	6080	5770	5080	4510	4020	3610	3250	2930		
75	<b>24000kg</b> 1x4000kg 10x2000kg	12.62	25.15	16000	16000	16000	16000	14270	11950	10250	8940	7910	7550	6770	6130	5580	5110	4700			
				32000	26700	19580	15300	13470	11150	9450	8140	7110	6750	5970	5330	4780	4310	3900			
70	<b>22000kg</b> 1x4000kg 9x2000kg	13.30	26.52	16000	16000	16000	16000	15100	12660	10860	9480	8390	8020	7200	6510	5940	5440				
				32000	28250	20740	16230	14300	11860	10060	8680	7590	7220	6400	5710	5140	4640				
65	<b>22000kg</b> 1x4000kg 9x2000kg	13.54	26.99	16000	16000	16000	16000	15390	12910	11080	9670	8560	8180	7340	6650	6060					
				32000	28790	21150	16560	14590	12110	10280	8870	7760	7380	6540	5850	5260					
60	<b>20000kg</b> 1x4000kg 8x2000kg	13.62	27.14	16000	16000	16000	16000	15480	12980	11140	9730	8610	8230	7390	6690						
				32000	28960	21270	16660	14680	12180	10340	8930	7810	7430	6590	5890						
55	<b>18000kg</b> 1x4000kg 7x2000kg	13.50	26.92	16000	16000	16000	16000	15340	12870	11040	9640	8530	8150	7320							
				32000	28710	21080	16500	14540	12070	10240	8840	7730	7350	6520							
50	<b>16000kg</b> 1x4000kg 6x2000kg	13.04	26.00	16000	16000	16000	16000	14790	12390	10630	9280	8210	7840								
				32000	27670	20300	15880	13990	11590	9830	8480	7410	7040								
48	<b>14000kg</b> 1x4000kg 5x2000kg	13.26	26.43	16000	16000	16000	16000	15050	12610	10820	9450	8360									
				32000	28150	20660	16170	14250	11810	10020	8650	7560									
43	<b>12000kg</b> 1x4000kg 4x2000kg	13.07	26.05	16000	16000	16000	16000	14820	12420	10660	9300										
				32000	27730	20350	15920	14020	11620	9860	8500										
38	<b>10000kg</b> 1x4000kg 3x2000kg	12.76	25.44	16000	16000	16000	16000	14440	12100	10380											
				32000	27030	19820	15500	13640	11300	9580											

SACS  
10%

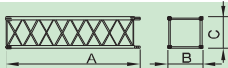

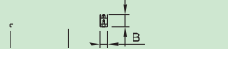





m																					m
		32000kg	16000kg	10	15	20	25	28	33	38	43	48	50	55	60	65	70	75	80	kg	
80	<b>24000kg</b> 1x4000kg 10x2000kg	11.17	22.26	16000	16000	16000	15550	13760	11520	9860	8580	7570	7230	6470	5840	5300	4850	4460	4100		
				32000	25770	18830	14670	12880	10640	8980	7700	6690	6350	5590	4960	4420	3970	3580	3220		
75	<b>24000kg</b> 1x4000kg 10x2000kg	12.62	25.15	16000	16000	16000	16000	15700	13150	11280	9830	8700	8310	7450	6740	6140	5620	5170			
				32000	29370	21540	16830	14820	12270	10400	8950	7820	7430	6570	5860	5260	4740	4290			
70	<b>22000kg</b> 1x4000kg 9x2000kg	13.30	26.52	16000	16000	16000	16000	16000	13930	11950	10430	9230	8820	7920	7160	6530	5980				
				32000	31080	22810	17850	15730	13050	11070	9550	8350	7940	7040	6280	5650	5100				
65	<b>22000kg</b> 1x4000kg 9x2000kg	13.54	26.99	16000	16000	16000	16000	16000	14200	12190	10640	9420	9000	8070	7320	6670					
				32000	31670	23270	18220	16050	13320	11310	9760	8540	8120	7190	6440	5790					
60	<b>20000kg</b> 1x4000kg 8x2000kg	13.62	27.14	16000	16000	16000	16000	16000	14280	12250	10700	9470	9050	8130	7360						
				32000	31860	23400	18330	16150	13400	11370	9820	8590	8170	7250	6480						
55	<b>18000kg</b> 1x4000kg 7x2000kg	13.50	26.92	16000	16000	16000	16000	16000	14160	12140	10600	9380	8970	8050							
				32000	31580	23190	18150	15990	13280	11260	9720	8500	8090	7170							
50	<b>16000kg</b> 1x4000kg 6x2000kg	13.04	26.00	16000	16000	16000	16000	16000	13630	11690	10210	9030	8620								
				32000	30440	22330	17470	15390	12750	10810	9330	8150	7740								
48	<b>14000kg</b> 1x4000kg 5x2000kg	13.26	26.43	16000	16000	16000	16000	16000	13870	11900	10400	9200									
				32000	30970	22730	17790	15680	12990	11020	9520	8320									
43	<b>12000kg</b> 1x4000kg 4x2000kg	13.07	26.05	16000	16000	16000	16000	16000	13660	11730	10230										
				32000	30500	22390	17510	15420	12780	10850	9350										
38	<b>10000kg</b> 1x4000kg 3x2000kg	12.76	25.44	16000	16000	16000	16000	15880	13310	11420											
				32000	29730	21800	17050	15000	12430	10540											




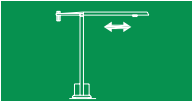





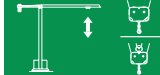

		A (mm)	B (mm)	C (mm)	kg (± 5%)		
Jib / Lança / Fleche / Braccio		L110	11825	1460	2510	7300	
/ Ausleger / кливер		L111	10000	1460	2566	4150	
		L112	11935	1460	2210	3850	
		L113	5275	1460	2290	1300	
		L114	11970	1460	1910	2550	
		L115	5210	1460	1955	800	
		L116	5190	1460	1940	700	
		L117	5190	1460	1630	650	
		L118	5160	1460	1600	520	
		L119	5140	1460	1600	400	
		L120	5110	1460	1600	350	
	Trolley / Carrinho / Chariot / Carrello		CP1	1670	1865	950	570
	/ Wagen / тележка		CS1	1880	1760	1305	890
	Hook / Moitão / Accrocher / Gancio		MP1	1020	340	1180	505
Head turntable / Cabeçote / Pivot / Testa giradischi / Kopfplattenspieler		RS17 RI17	3430	2200	2310	13000	
		P6	3400	1450	1160	2000	
Cabin / Cabine / Cabine / Kabine / Кабина		C4	3680	2265	2540	2500	
Counter-jib / Contra lança / Contre-flèche / Gegenausleger / Контр-стрела		CL11	11935	1450	2425	6200	
		CL18	11945	1600	745	3100	
Hoisting Winch +rope / Elevação +cabo / Treuil de		M1	3000	2200	1420	6200	
Counterweight / Contrapeso / Contrepoids / Gegengewicht / Противовес		CP6	1020	250	3400	10x2000 20000	
		CP7	3000	600	850	4000	

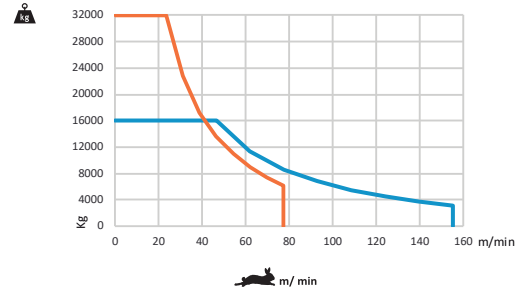
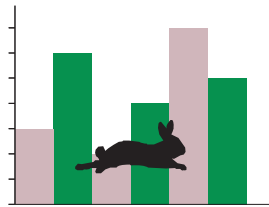



			A (mm)	B (mm)	C (mm)	kg
Tower section / torre / Coupe tour / Sezione torre		D1	6245	2322	2322	4550
/ Turmabschnitt / Секция башни		D1	3365	2322	2322	2580
Foundation anchor / Tramo encastrar /		D1	2500	2322	2322	2000
Base Chassis		D1	8725	800	1600	5500
			4200	380	1600	2x2775 5550
						11050
Climbing tower section /		TL1	2846	2584	2300	2665
Climbing cage		TL2	11960	310	2560	3650
		TL3	11960	240	2560	2x2035 4070
		TL4	4740	270	2560	1500






		
	0 a 1 r.p.m.	4x8,0 daN.m
	0 a 60 m/min	15 kW
	0-10 m/min	4x5,5 kW

		
	0 a 155 m/min	110 kW
	0 a 77,5 m/min	LS

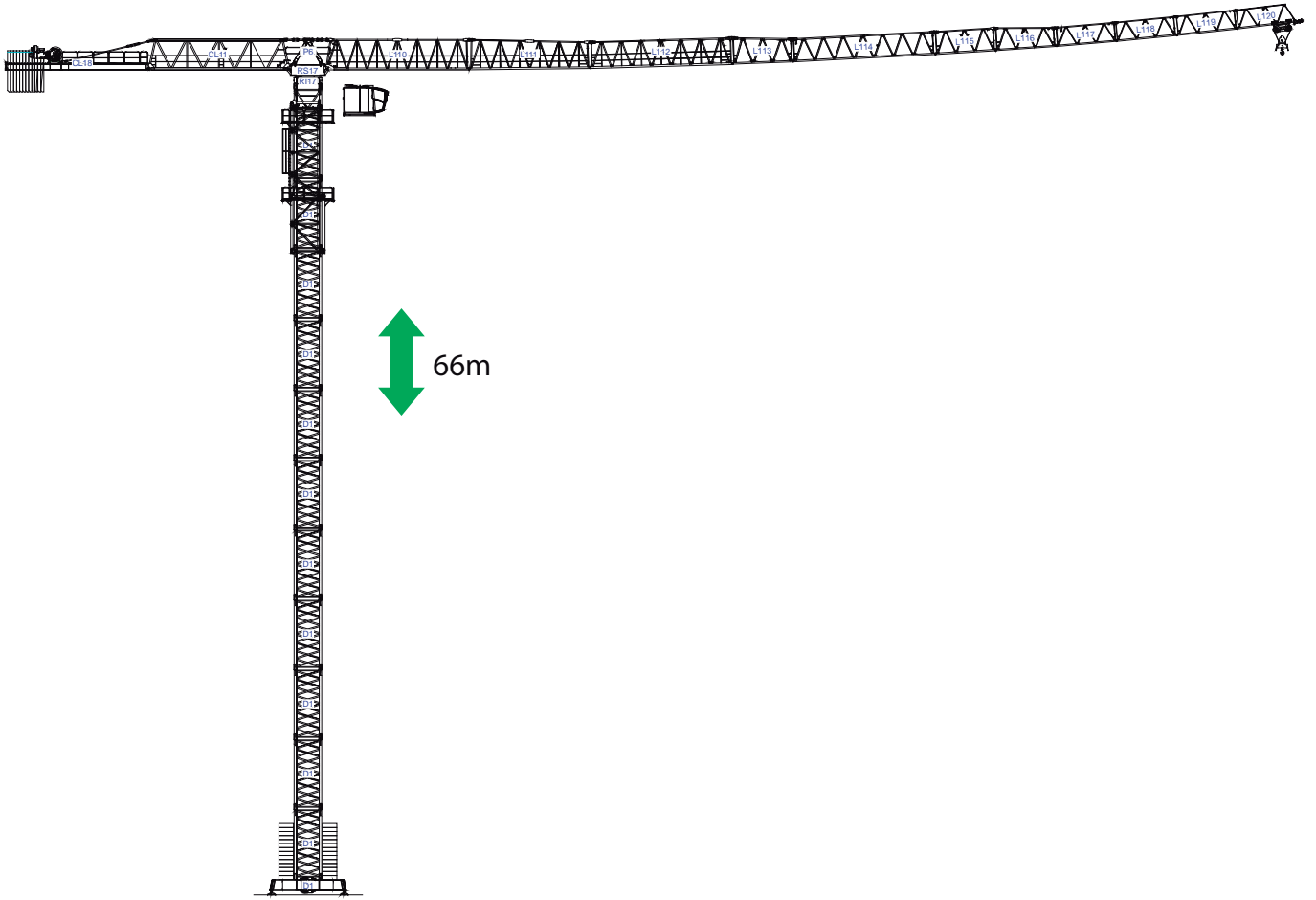


	205 kVA
	400/480V +-5% (50/60 Hz)

Max height of hoist

 (H)Max. 140m <sup>More options</sup>  
 (H)Max. 280m + 





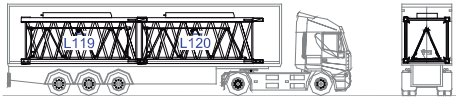

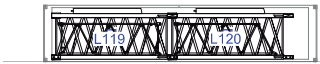

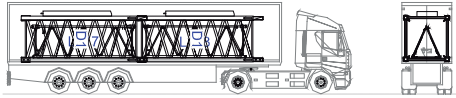

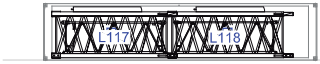

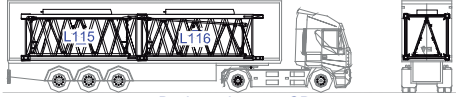

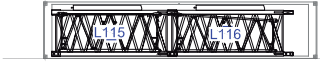



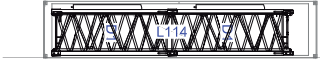



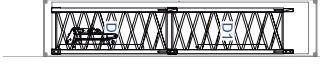



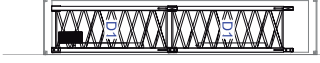











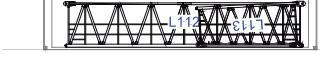

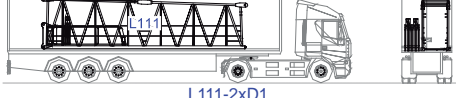

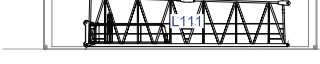







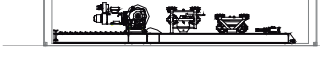

/



40' High Cube






1				
	2xD1-L119-L120-2xCP6			
2				
	2xD1-L117-L118-2xCP6			
3				
	2xD1-L115-L116-2xCP6			
4				
	2xD1-L114-2xCP6			
5				
	2xD1-P5-2xCP6			
6				
	2xD1-2xCP6			
7				
	C4- RI17-RS17-TL1			
8				
	CL11-TL2-2xTL3			
9				
	L112-L113-TL4			
10				
	L111-2xD1			
11				
	L110-D1			
12				
	CL17-M1-CP1-CS2-MP1			










### Headquarters

 3620 S. 40th Street , Phoenix , AZ, 85040 USA

 +1 (480) 993 3302

### Factory

 Zona Industrial de Canas de Senhorim - EN 234, 3525-040 Canas de Senhorim - Portugal

 +351 232 673 530  [sales@staffordtowercranes.com](mailto:sales@staffordtowercranes.com)

 [staffordtowercranes.com](http://staffordtowercranes.com)