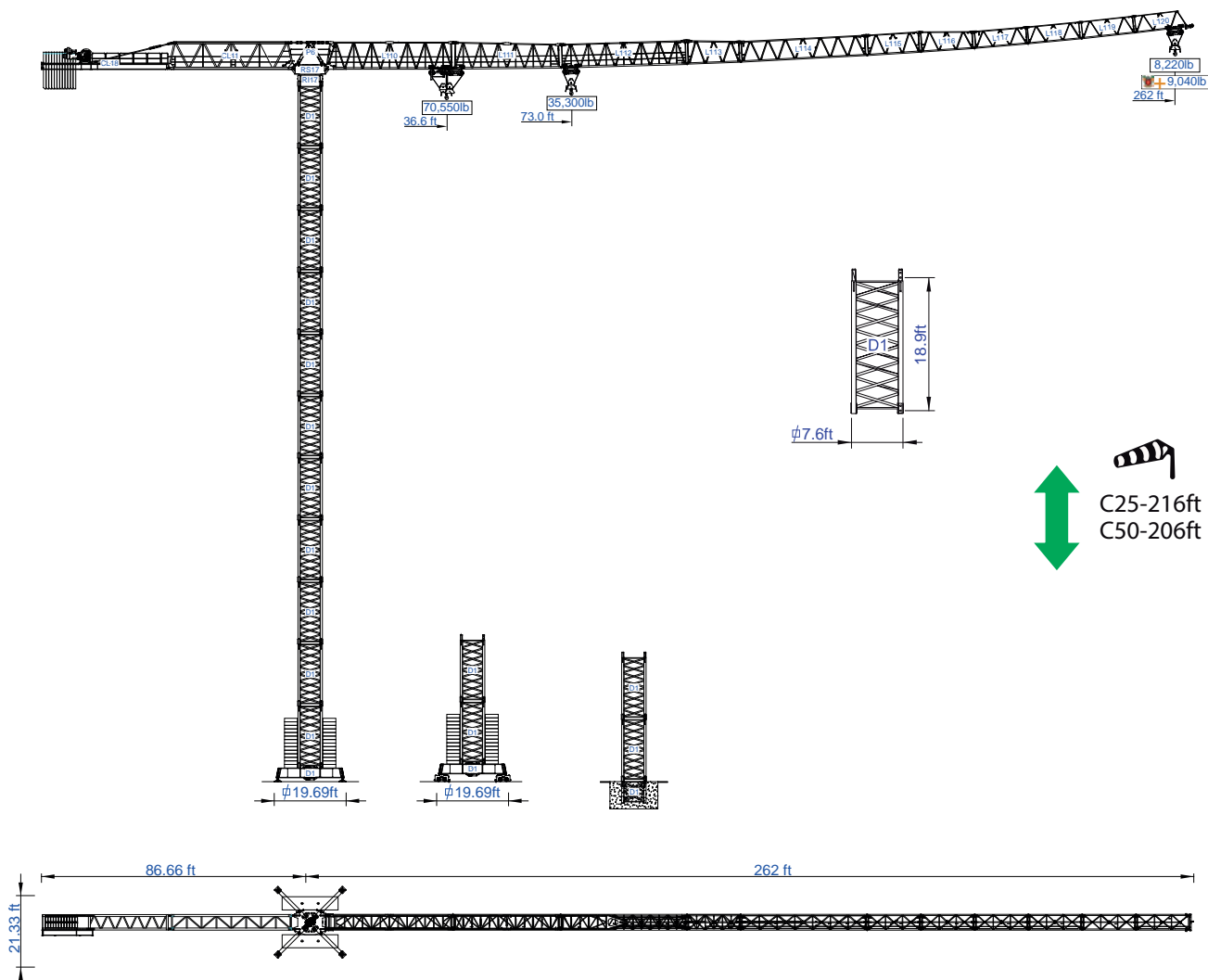




STF 8041

Data Sheet
Imperial



Headquarters

3620 S. 40th Street, Phoenix, AZ, 85040 USA
+1 (480) 993 3302

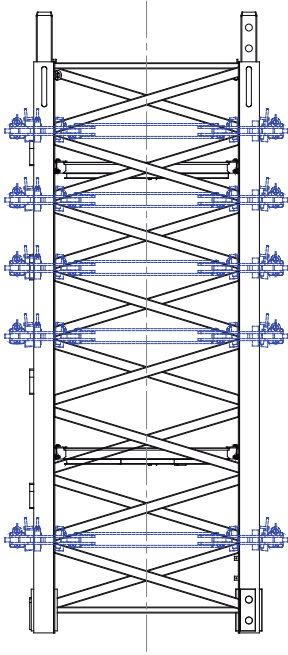
Factory

Zona Industrial de Canas de Senhorim - EN 234, 3525-040 Canas de Senhorim - Portugal
+351 232 673 530 sales@staffordtowercranes.com

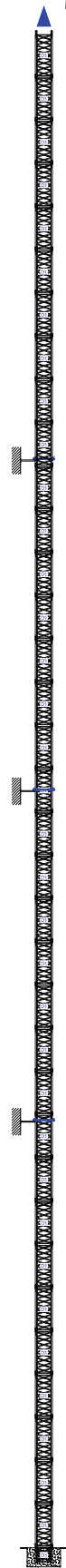
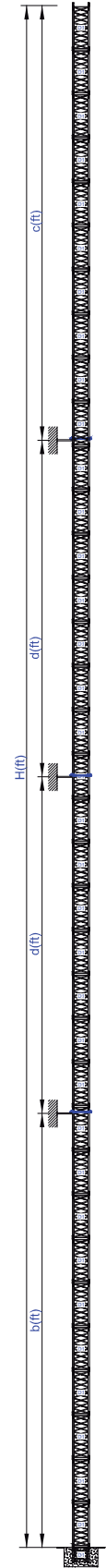
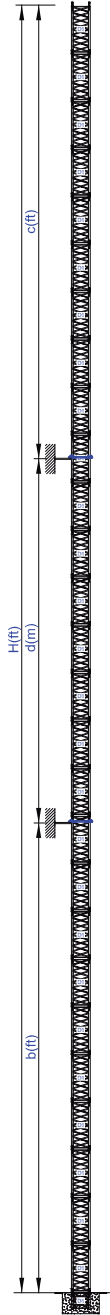
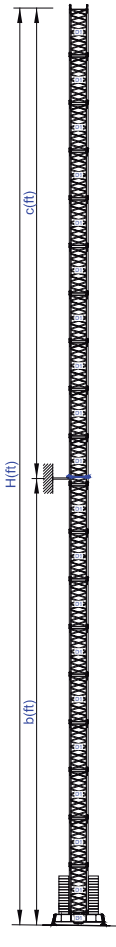
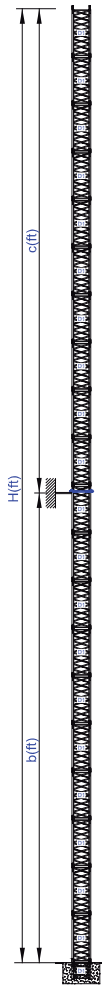
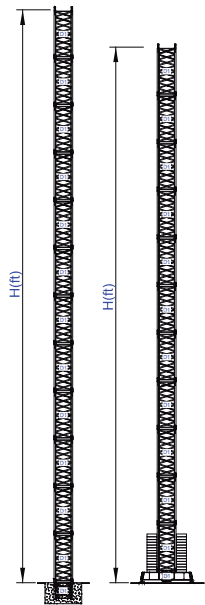
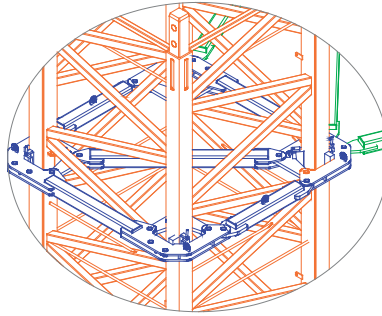
www.staffordtowercranes.com



Empresa certificada no âmbito da Conceção, Fabrico e Serviço Pós-venda de Gruas Soima e componentes



More options



More options



Wind
C25
C50
D50

H
216.5
206.7
167.3

H
216.5
206.7
167.3

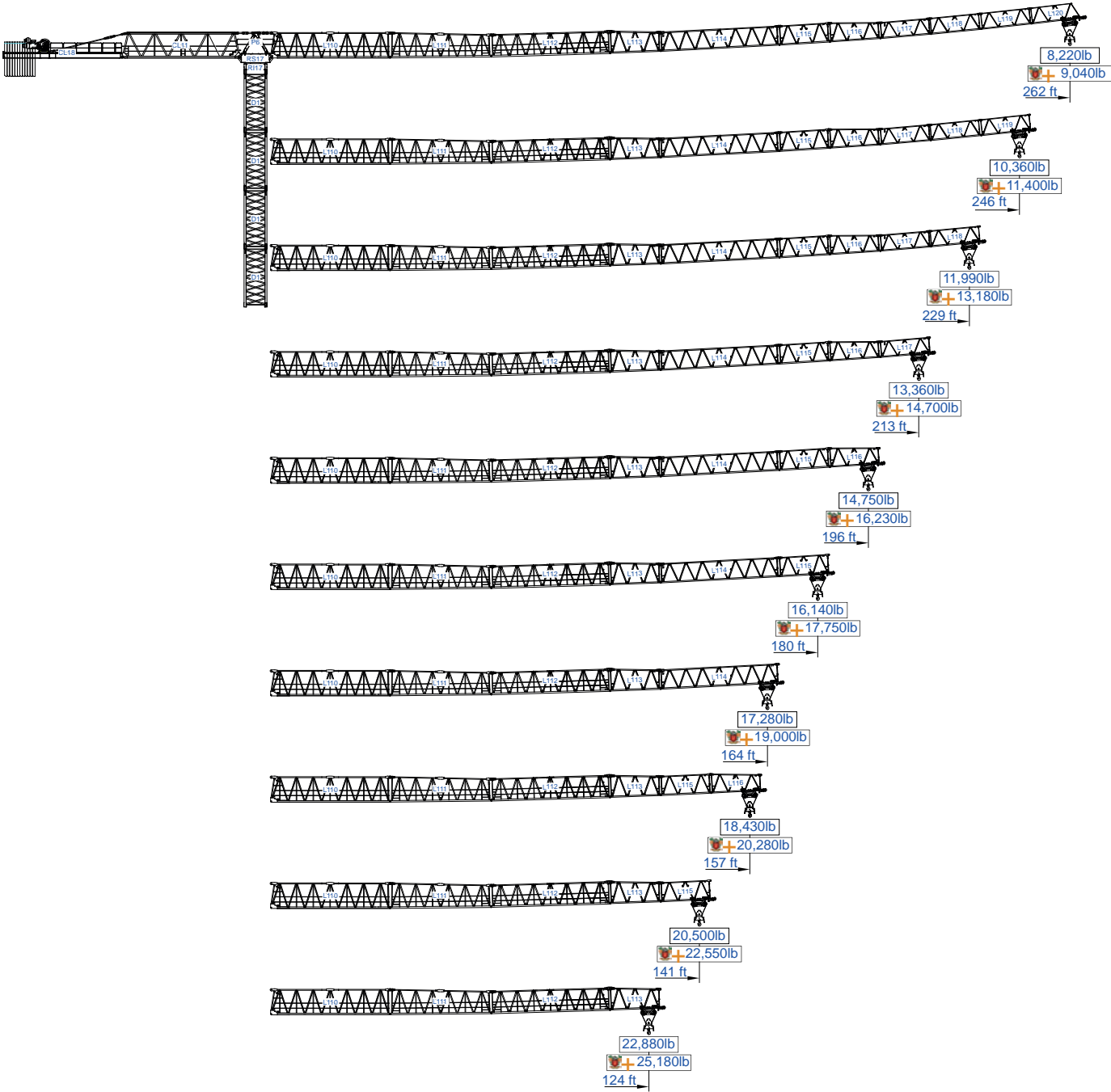
H	b	c
315.0	177.2	137.8
0,0	0,0	0,0
0,0	0,0	0,0

H	b	c
295.3	157.5	137.8
0,0	0,0	0,0
0,0	0,0	0,0

a	b	c	d
413.4	177.2	137.8	98.4
0,0	0,0	0,0	0,0
0,0	0,0	0,0	0,0

a	b	c	d
511.8	177.2	137.8	98.4
0,0	0,0	0,0	0,0
0,0	0,0	0,0	0,0



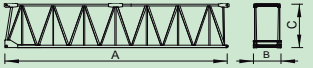
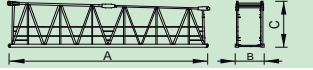
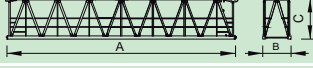
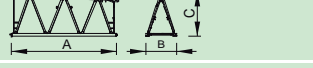

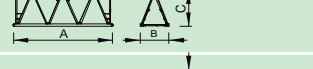
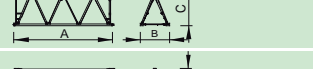
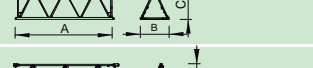
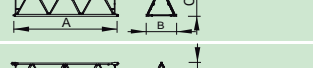
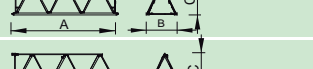
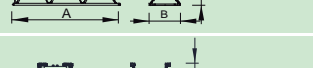
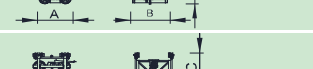
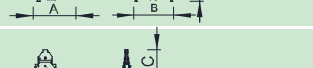
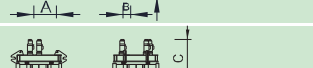
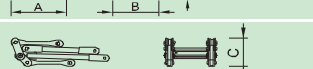

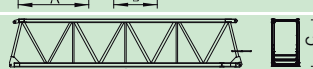



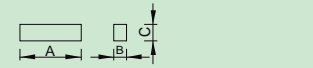



SACS 10%

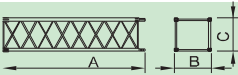
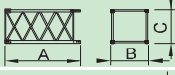
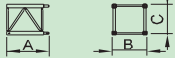
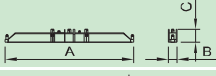

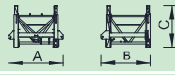





ft																					ft
		70,550lb	35,270lb	33	49	66	82	92	108	125	141	157	164	180	197	213	230	246	262	lb	
262	52,920lb 1x8,820lb 10x4,410lb	36,6	73,0	35,270	35,270	35,270	34,280	30,340	25,400	21,740	18,920	16,690	15,940	14,260	12,870	11,680	10,690	9,830	9,040	7,100	
				70,550	56,810	41,510	32,340	28,400	23,460	19,800	16,980	14,750	14,000	12,320	10,930	9,740	8,750	7,890	7,100		
246	52,920lb 1x8,820lb 10x4,410lb	41,4	82,5	35,270	35,270	35,270	35,270	34,610	28,990	24,870	21,670	19,180	18,320	16,420	14,860	13,540	12,390	11,400	9,460		
				70,550	64,750	47,490	37,100	32,670	27,050	22,930	19,730	17,240	16,380	14,480	12,920	11,600	10,450	9,460			
230	48,510lb 1x8,820lb 9x4,410lb	43,6	87,0	35,270	35,270	35,270	35,270	35,270	30,710	26,350	22,990	20,350	19,440	17,460	15,790	14,400	13,180				
				70,550	68,520	50,290	39,350	34,680	28,770	24,410	21,050	18,410	17,500	15,520	13,850	12,460	11,240				
213	48,510lb 1x8,820lb 9x4,410lb	44,4	88,6	35,270	35,270	35,270	35,270	35,270	31,310	26,870	23,460	20,770	19,840	17,790	16,140	14,700					
				70,550	69,820	51,300	40,170	35,380	29,370	24,930	21,520	18,830	17,900	15,850	14,200	12,760					
197	44,100lb 1x8,820lb 8x4,410lb	44,7	89,0	35,270	35,270	35,270	35,270	35,270	31,480	27,010	23,590	20,880	19,950	17,920	16,230						
				70,550	70,240	51,590	40,410	35,600	29,540	25,070	21,650	18,940	18,010	15,980	14,290						
180	39,600lb 1x8,820lb 7x4,410lb	44,3	88,3	35,270	35,270	35,270	35,270	35,270	31,220	26,760	23,370	20,680	19,780	17,750							
				70,550	69,620	51,130	40,010	35,250	29,280	24,820	21,430	18,740	17,840	15,810							
164	35,280lb 1x8,820lb 6x4,410lb	42,8	85,3	35,270	35,270	35,270	35,270	35,270	30,050	25,770	22,510	19,910	19,000								
				70,550	67,110	49,230	38,510	33,930	28,110	23,830	20,570	17,970	17,060								
157	30,870lb 1x8,820lb 5x4,410lb	43,5	86,7	35,270	35,270	35,270	35,270	35,270	30,580	26,240	22,930	20,280									
				70,550	68,280	50,110	39,220	34,570	28,640	24,290	20,990	18,340									
141	26,460lb 1x8,820lb 4x4,410lb	42,9	85,5	35,270	35,270	35,270	35,270	35,270	30,120	25,860	22,550										
				70,550	67,240	49,360	38,600	34,000	28,180	23,920	20,610										
125	22,050lb 1x8,820lb 3x4,410lb	41,9	83,5	35,270	35,270	35,270	35,270	35,010	29,340	25,180											
				70,550	65,540	48,060	37,590	33,070	27,400	23,240											








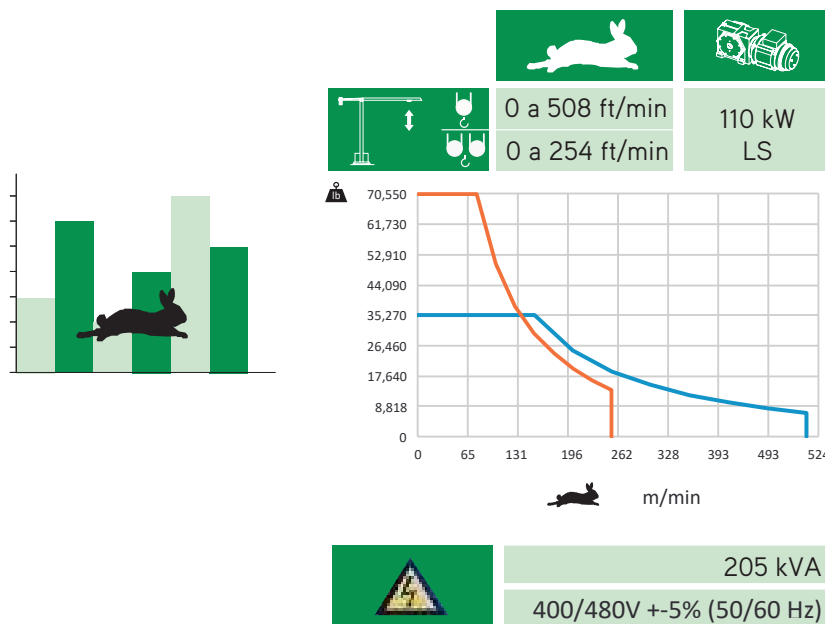
		A (ft)	B (ft)	C (ft)	lb (± 5%)	
Jib		L110	38.80	4.79	8.24	16,094
		L111	32.81	4.79	8.42	9,149
		L112	39.16	4.79	7.25	8,488
		L113	17.31	4.79	7.51	2,866
		L114	39.28	4.79	6.27	5,622
		L115	17.10	4.79	6.41	1,764
		L116	17.03	4.79	6.37	1,543
		L117	17.03	4.79	5.35	1,433
		L118	16.93	4.79	5.25	1,146
		L119	16.87	4.79	5.25	882
		L120	16.77	4.79	5.25	772
	Trolley		CP1	5.48	6.12	3.12
		CS1	6.17	5.78	4.28	1,962
Hook		MP1	3.35	1.12	3.87	1,113
Head Turntable		RS17 RI17	11.25	7.22	7.58	28,660
		P6	11.16	4.76	3.81	4,409
Cabin		C4	12.08	7.43	8.33	5,512
Counter-jib		CL11	39.16	4.76	7.96	13,669
		CL18	39.19	5.25	2.44	6,834
Hoisting Winch		M1	9.84	7.22	4.66	13,669
Counterweight		CP6	3.35	0.82	11.16	10x4,409 44,090
		CP7	9.84	1.97	2.79	8,818






			A (ft)	B (ft)	C (ft)	lb (± 5%)
Tower Section		D1	20.49	7.62	7.62	10,031
		D1	11.04	7.62	7.62	5,688
Foundation Anchor		D1	8.20	7.62	7.62	4,409
Base Chassis		D1	28.63	2.63	5.25	12,125
			13.78	1.25	5.25	2x6,117 12,236
						24,361
Climbing Tower Section		TL1	9.34	8.48	7.55	5,875
Climbing Cage		TL2	39.24	1.02	8.40	8,047
		CP6	39.24	0.79	8.40	2x4,486 8,973
		TL4	15.55	0.89	8.40	3,307




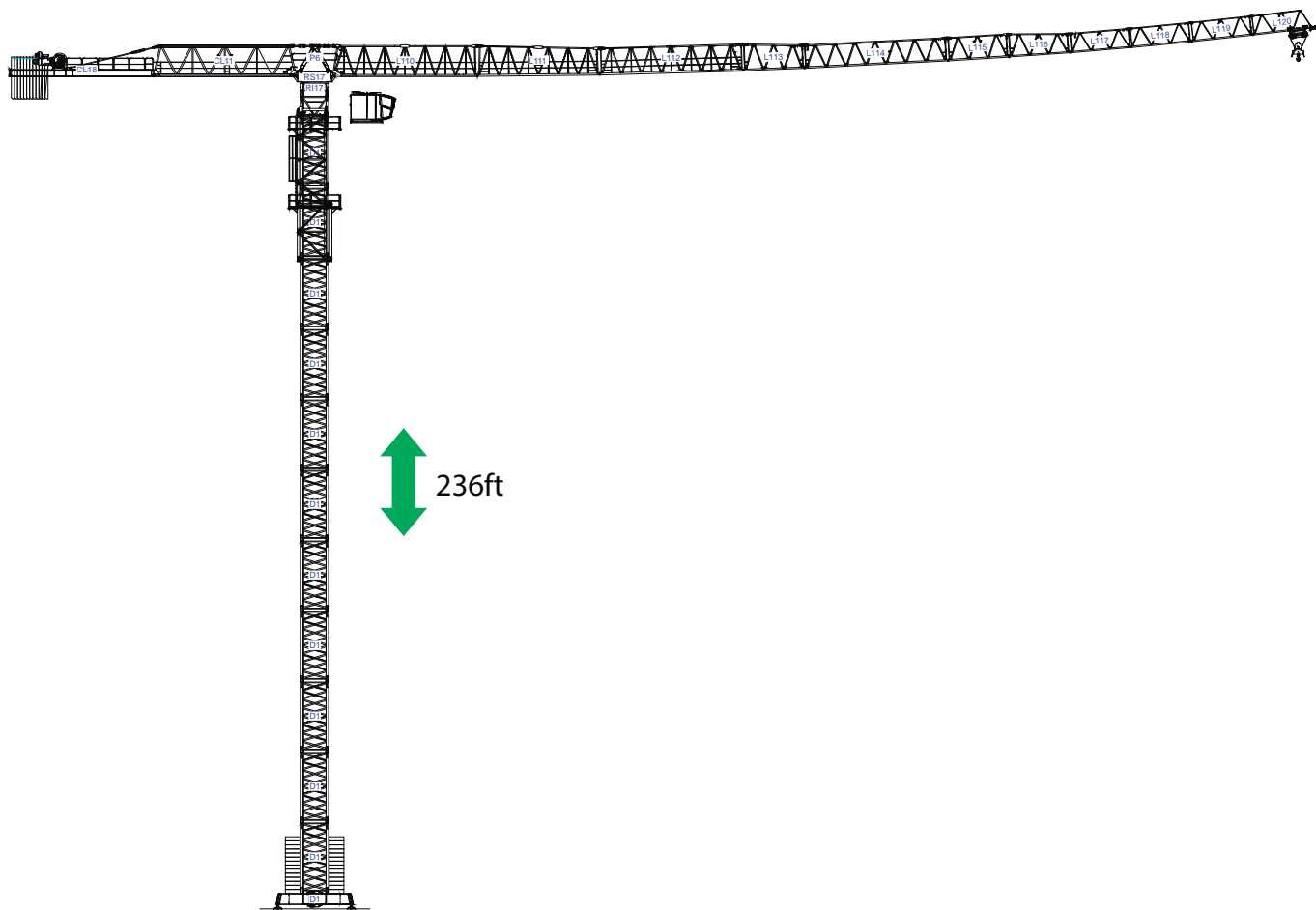
		
	0 a 1 r.p.m.	4x59 ft-lbf
	0 a 265 ft/min	15 kW
	0-32 ft/min	4x5,5 kW

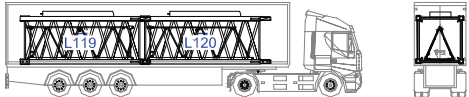
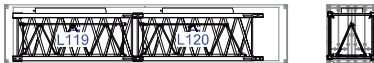
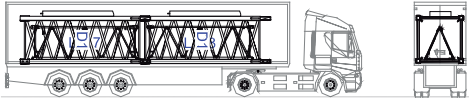
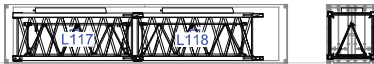

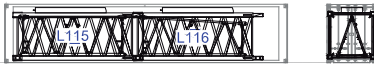
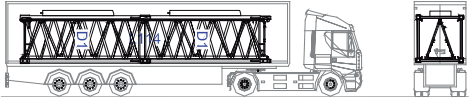
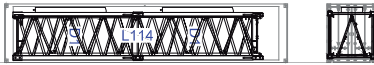
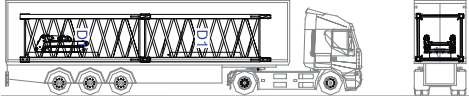
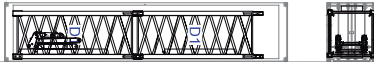
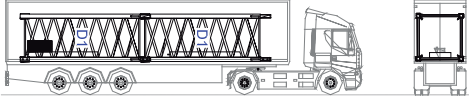

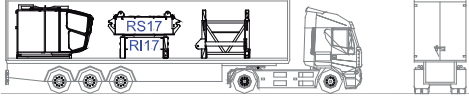
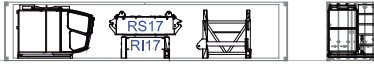
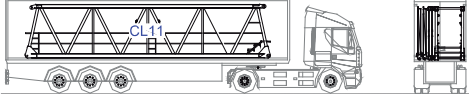
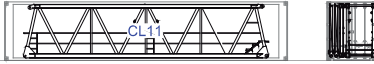

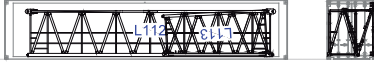
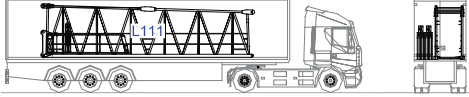







Max height of hoist

-  (H)Max. 459 ft
 -  (H)Max. 918 ft
- More options 






- | | | | |
|----|--|--|--|
| 1 |  <p>2xD1-L119-L120-2xCP6</p> | |  |
| 2 |  <p>2xD1-L117-L118-2xCP6</p> | |  |
| 3 |  <p>2xD1-L115-L116-2xCP6</p> | |  |
| 4 |  <p>2xD1-L114-2xCP6</p> | |  |
| 5 |  <p>2xD1-P5-2xCP6</p> | |  |
| 6 |  <p>2xD1-2xCP6</p> | |  |
| 7 |  <p>C4- RI17-RS17-TL1</p> | |  |
| 8 |  <p>CL11-TL2-2xTL3</p> | |  |
| 9 |  <p>L112-L113-TL4</p> | |  |
| 10 |  <p>L111-2xD1</p> | |  |
| 11 |  <p>L110-D1</p> | |  |
| 12 |  <p>CL17-M1-CP1-CS2-MP1</p> | |  |




A series of horizontal lines for writing notes, consisting of 26 parallel lines spaced evenly down the page.





Headquarters

 3620 S. 40th Street , Phoenix , AZ, 85040 USA

 +1 (480) 993 3302

Factory

 Zona Industrial de Canas de Senhorim - EN 234, 3525-040 Canas de Senhorim - Portugal

 +351 232 673 530  sales@staffordtowercranes.com

 staffordtowercranes.com