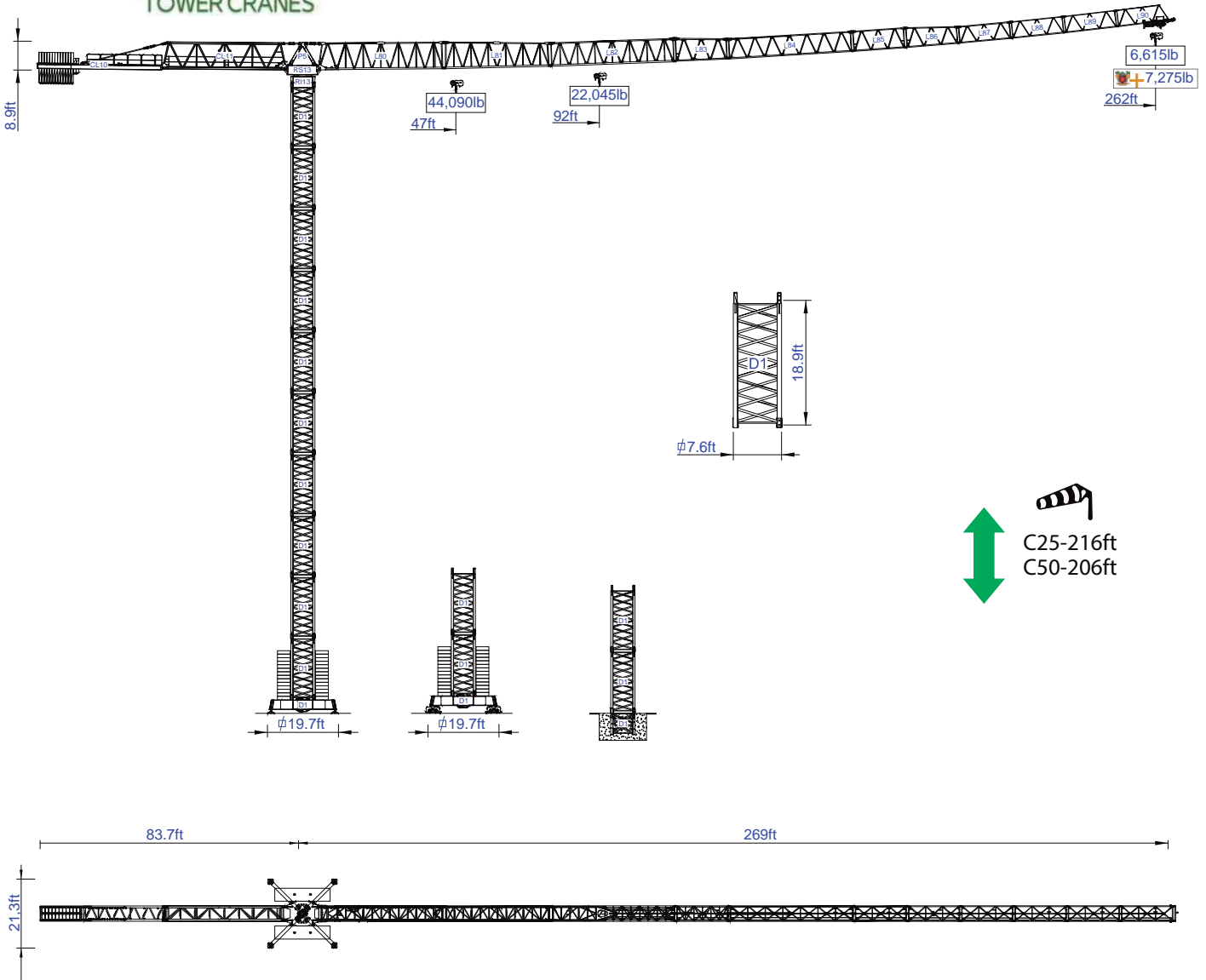




# STF 8030

Data Sheet  
Imperial




### Headquarters

3620 S. 40th Street, Phoenix, AZ, 85040 USA  
+1 (480) 993 3302

### Factory

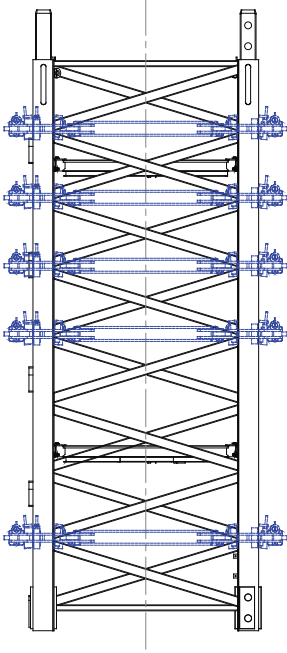
Zona Industrial de Canas de Senhorim - EN 234, 3525-040 Canas de Senhorim - Portugal  
+351 232 673 530 info@staffordtowercranes.com

staffordtowercranes.com

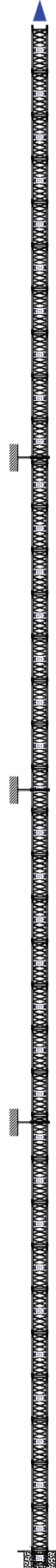
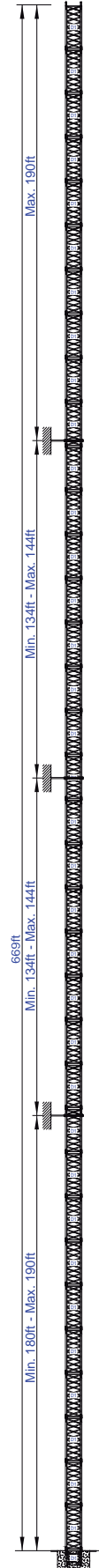
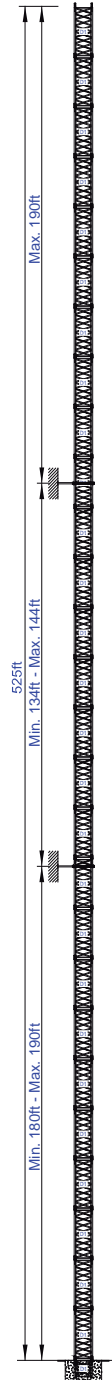
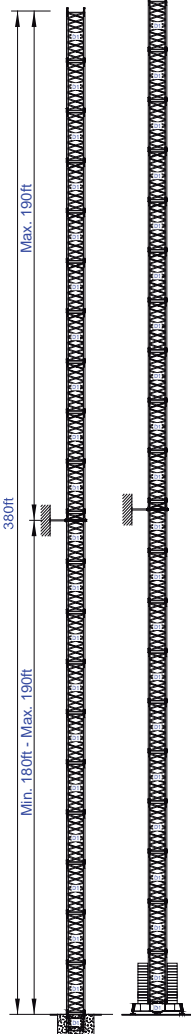
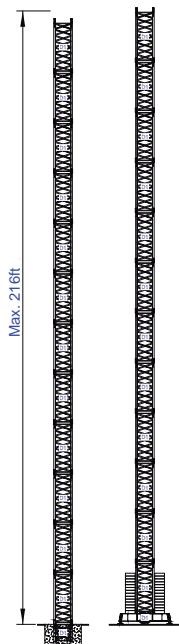
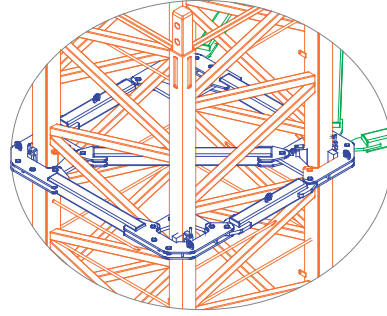


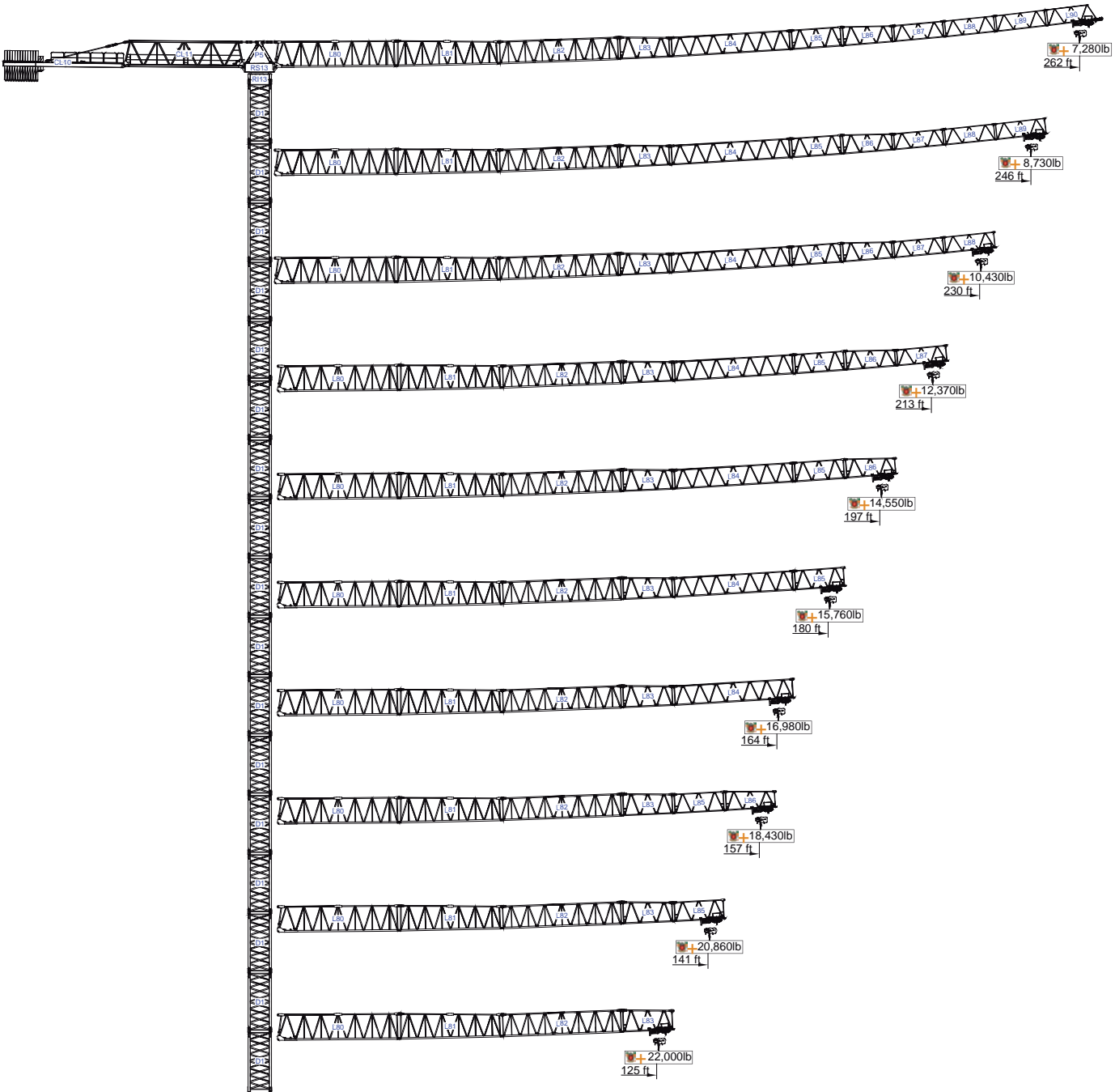
Empresa certificada no âmbito da Conceção, Fabrico e Serviço Pós-venda de Gruas Soima e componentes

More options



More options





# SACS

## 10%



		44,090lb	22,050lb	33	49	59	75	92	108	125	141	157	164	180	197	213	230	246	262	
262	61,730lb 13x4,410lb + 2x2,205lb	46.6	92.2	22.050	22.050	22.050	22.050	22.050	20.390	17.460	15.210	13.400	12.810	11.460	10.360	9.410	8.580	7.890	7.280	lb
				44.090	44.090	37.570	28.660	22.950	18.940	16.010	13.760	11.950	11.350	10.010	8.910	7.960	7.120	6.440	5.820	
246	61,730lb 13x4,410lb + 2x2,205lb	50.5	100.4	22.050	22.050	22.050	22.050	22.050	22.050	19.110	16.670	14.750	14.070	12.610	11.400	10.380	9.480	8.730		
				44.090	44.090	41.050	31.420	25.200	20.860	17.660	15.210	13.290	12.610	11.160	9.940	8.930	8.020	7.280		
230	61,730lb 13x4,410lb + 2x2,205lb	54.8	108.6	22.050	22.050	22.050	22.050	22.050	22.050	20.830	18.190	16.090	15.370	13.800	12.500	11.380	10.430			
				44.090	44.090	44.090	34.240	27.540	22.840	19.380	16.730	14.640	13.910	12.350	11.050	9.920	8.970			
213	59,525lb 13x4,410lb + 1x2,205lb	58.7	116.5	22.050	22.050	22.050	22.050	22.050	22.050	22.050	19.690	17.440	16.670	14.970	13.560	12.370				
				44.090	44.090	44.090	37.040	29.830	24.780	21.080	18.230	15.980	15.210	13.510	12.100	10.910				
197	57,320lb 13x4,410lb	62.7	124.0	22.050	22.050	22.050	22.050	22.050	22.050	22.050	21.080	18.670	17.860	16.050	14.550					
				44.090	44.090	44.090	39.620	31.940	26.590	22.640	19.620	17.220	16.400	14.590	13.100					
180	52,911lb 11x4,410lb + 2x2,205lb	61.7	122.0	22.050	22.050	22.050	22.050	22.050	22.050	22.050	20.700	18.340	17.530	15.760						
				44.090	44.090	44.090	38.960	31.370	26.120	22.240	19.250	16.890	16.070	14.310						
164	48,502lb 10x4,410lb + 2x2,205lb	59.7	118.4	22.050	22.050	22.050	22.050	22.050	22.050	22.050	20.060	17.770	16.980							
				44.090	44.090	44.090	37.740	30.380	25.260	21.500	18.610	16.310	15.520							
157	46,300lb 10x4,410lb + 1x2,205lb	61.7	122.4	22.050	22.050	22.050	22.050	22.050	22.050	22.050	20.810	18.430								
				44.090	44.090	44.090	39.110	31.530	26.240	22.330	19.360	16.980								
141	41,890lb 9x4,410lb + 1x2,205lb	62.0	122.7	22.050	22.050	22.050	22.050	22.050	22.050	22.050	20.860									
				44.090	44.090	44.090	39.220	31.610	26.320	22.400	19.400									
125	39,693lb 9x4,410lb	60.7	120.1	22.050	22.050	22.050	22.050	22.050	22.050	22.050										
				44.090	44.090	44.090	38.270	30.820	25.660	21.830										



		A (ft)	B (ft)	C (ft)	lb (±5%)	
Jib / Lança / Fleche / Braccio		L80	38.80	5.10	7.90	22,270
/ Ausleger / кливер		L81	33.40	4.80	8.40	8,160
		L82	39.40	4.80	7.50	8,160
		L83	17.30	4.80	7.30	2,870
		L84	39.30	4.80	6.40	4,850
		L85	17.10	4.80	6.40	1,760
		L86	17.00	4.80	6.30	1,430
		L87	17.00	4.80	5.30	1,150
		L88	16.80	4.80	5.20	880
		L89	16.90	4.80	5.20	770
		L90	16.60	4.80	5.20	880
Head turntable / Cabeçote / Pivot		RS13	11.30	7.20	7.60	28,600
/ Testa giradischi / Kopfplattenspieler		P5	11.20	4.80	3.80	4,410
Counter-jib / Contra lança / Contre-fleche		CL11	39.20	4.80	8.00	13,670
		CL10	39.20	4.70	2.20	6,170
Cabin / Cabine / Kabine / кабина		CB3	6.70	7.10	6.20	1,650
Counterweight / Contrapeso / Contrepoids		CP4	5.20	0.80	5.20	2x2,205 4,410
/ Gegengewicht / Противовес		CP5	5.20	0.80	9.70	13x4,410 57,330

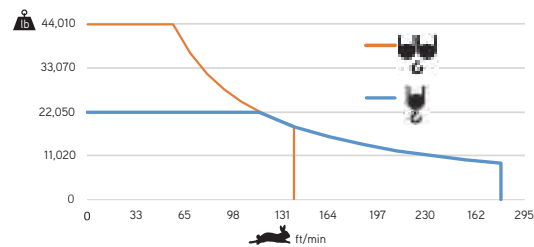
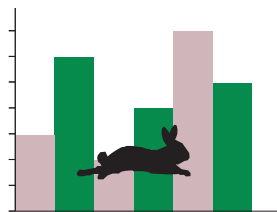
		A (ft)	B (ft)	C (ft)	lb (±5%)	
Tower section / torre / Coupe tour / Sezione torre		D1	20.50	7.60	7.60	10,030
/ Turmabschnitt / Секция башни		D1	11.00	7.60	7.60	5,690
Foundation anchor / Tramo encastrar /		D1	8.20	7.60	7.60	4,410
Base Chassis		D1	28.60	2.60	5.20	12,130
			13.80	1.20	5.20	2x6,120 12,240
					24,370	

Climbing tower section		TL1	9.30	8.50	7.50	5,880
Climbing cage		TL2	39.20	1.00	8.40	8,050
		TL3	39.20	0.80	8.40	2x4,490 8,980
		TL4	15.60	0.90	8.40	3,310



	0 a 1 r.p.m.	4x48 ft/lbf
	0 a 196 ft/min	11 kW
	0-32 ft/min	4x5,5 kW

	0 a 279 ft/min	75 kW
	0 a 140 ft/min	


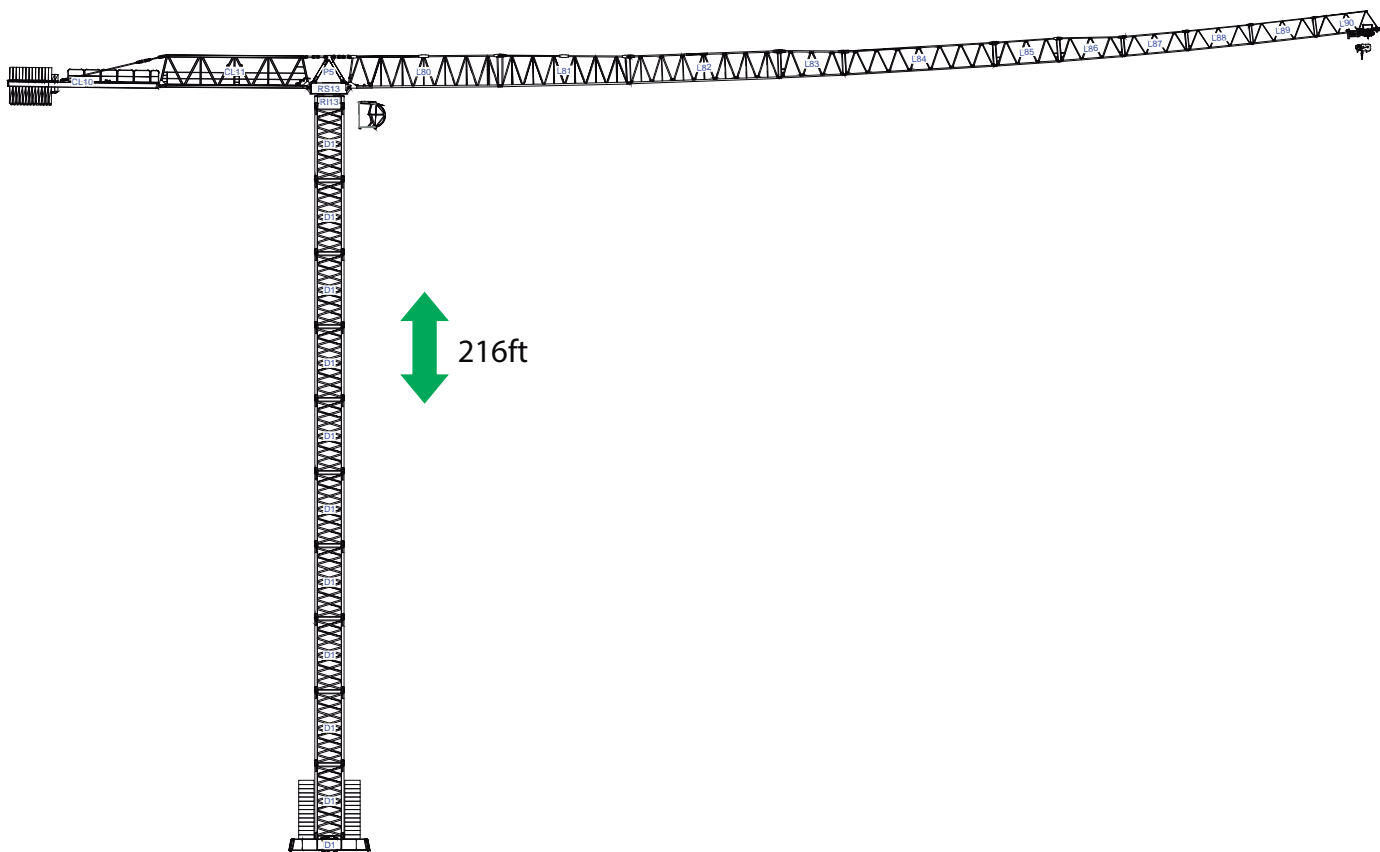


	140 kVA
	400 V +- 5% (50/60 Hz)

Max height of hoist

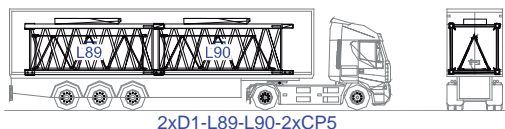
(H)Max. 269 ft   
 (H)Max. 538 ft   
 + More options





**STF 8030**

1

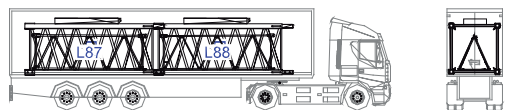


2xD1-L89-L90-2xCP5



2xD1-L89-L90-2xCP5

2

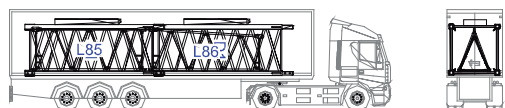


2xD1-L87-L88-2xCP5



2xD1-L87-L88-2xCP5

3

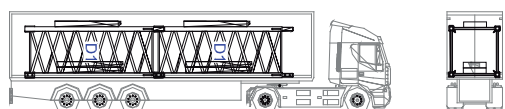


2xD1-L85-L86-2xCP5



2xD1-L85-L86-2xCP5

4

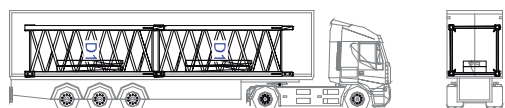


2xD1-6xCP5



2xD1-6xCP5

5

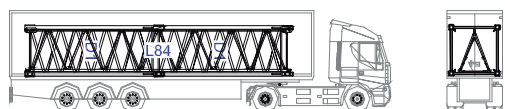


2xD1-4xCP5



2xD1-4xCP5

6

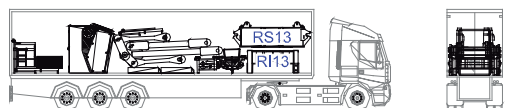


2xD1-L84

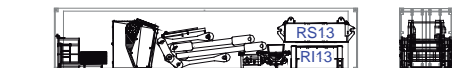


2xD1-L84

7

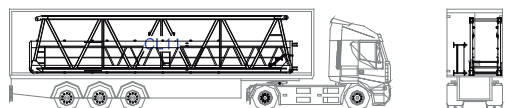


CB3-R113-RS13-P5-TR1-TR2-2XCP4



CB3-R113-RS13-P5-CP1-CS2

8

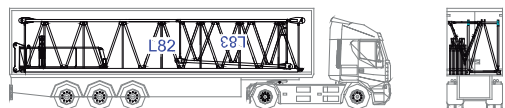


CL10-CL11



CL10-CL11

9

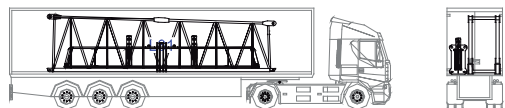


L82-L83-CH.D1



L82-L83-CH.D1

10

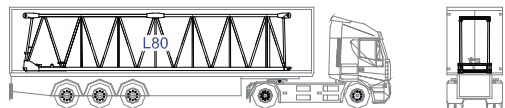


L81-D1



L81-D1

11



L80



L80








Lined area for notes.








### Headquarters

 3620 S. 40th Street , Phoenix , AZ, 85040 USA

 +1 (480) 993 3302

### Factory

 Zona Industrial de Canas de Senhorim - EN 234, 3525-040 Canas de Senhorim - Portugal

 +351 232 673 530  [info@staffordtowercranes.com](mailto:info@staffordtowercranes.com)

 [staffordtowercranes.com](http://staffordtowercranes.com)