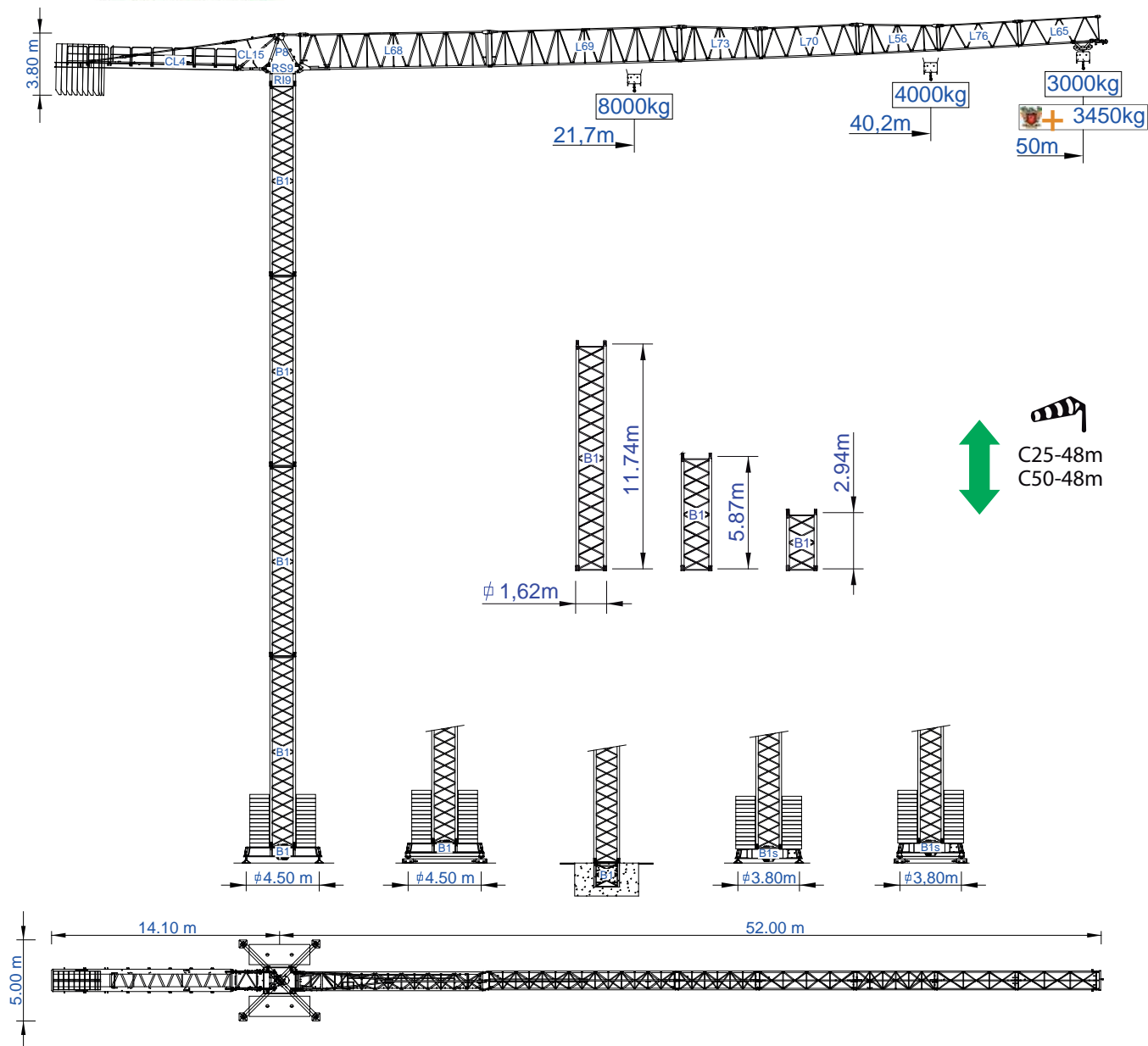




# STF 5030

Data Sheet / Catalogo / Fiche Technique / Scheda Dati  
 Datenblatt / техническая спецификация  
 Metric / Métrico / Métrique / Metrico / Metrisch / метрика



## Headquarters

3620 S. 40th Street, Phoenix, AZ, 85040 USA  
 +1 (480) 993 3302

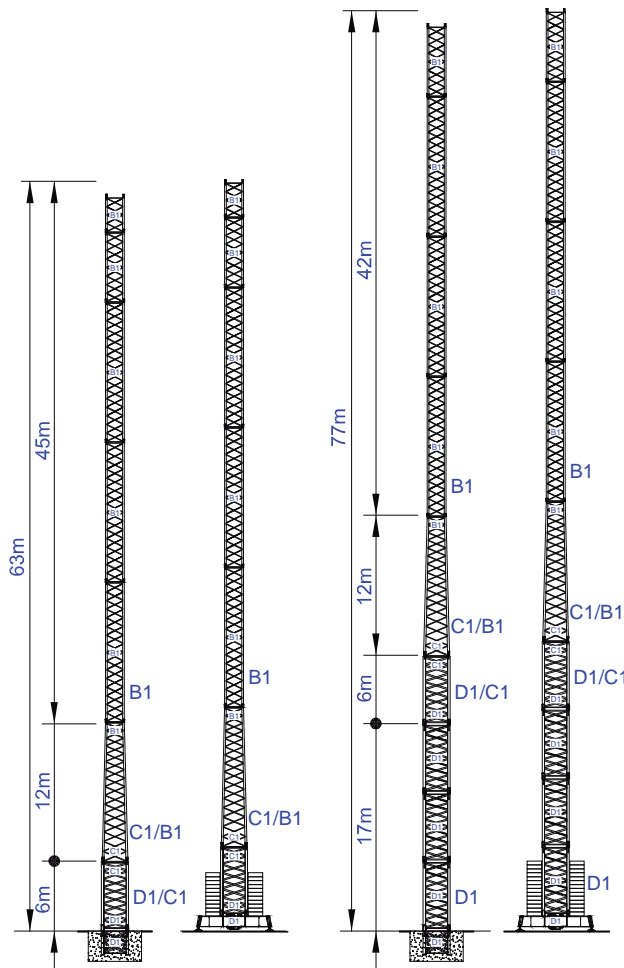
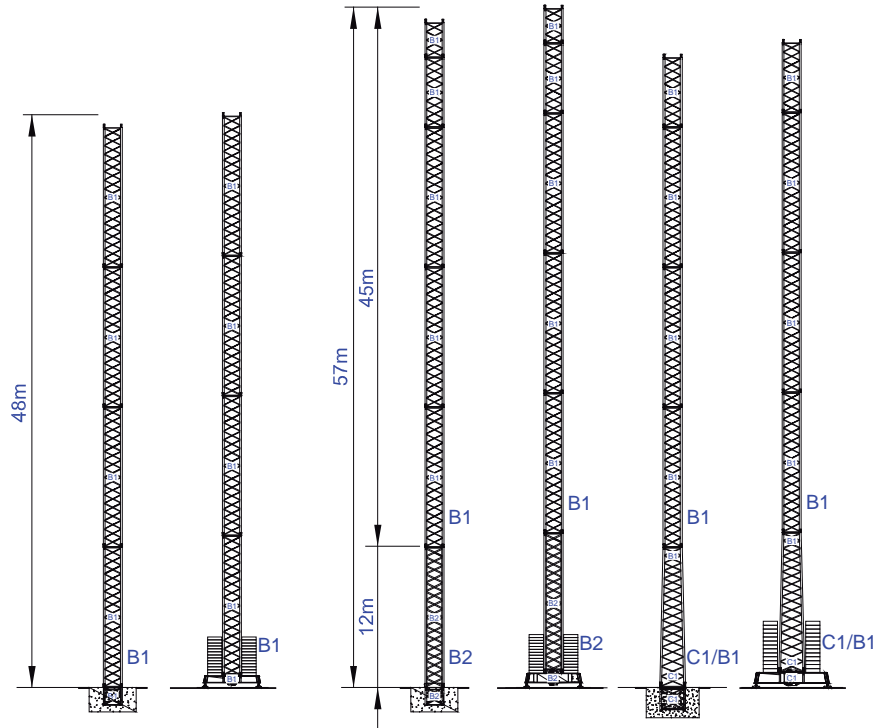
## Factory

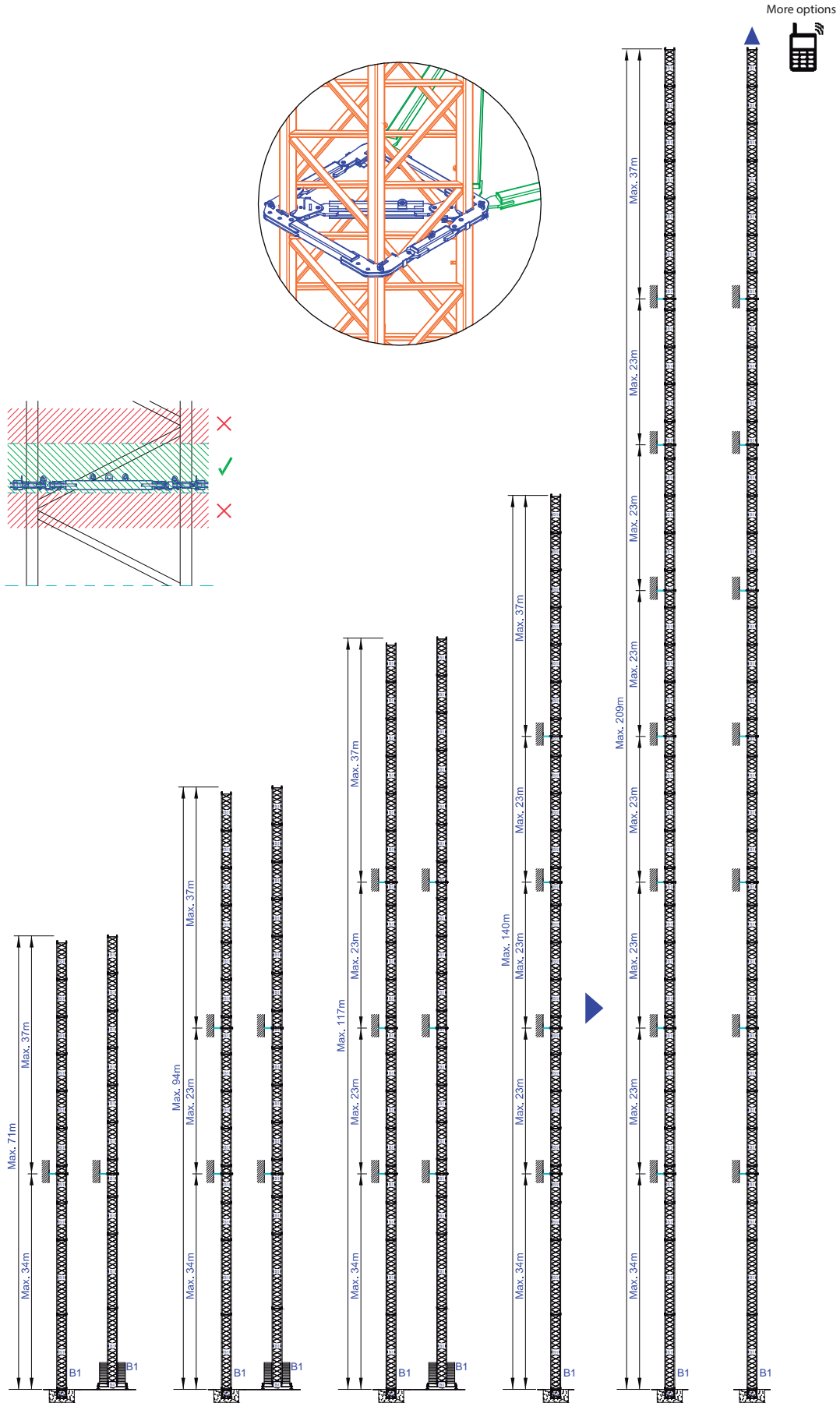
Zona Industrial de Canas de Senhorim - EN 234, 3525-040 Canas de Senhorim - Portugal  
 +351 232 673 530 sales@staffordtowercranes.com

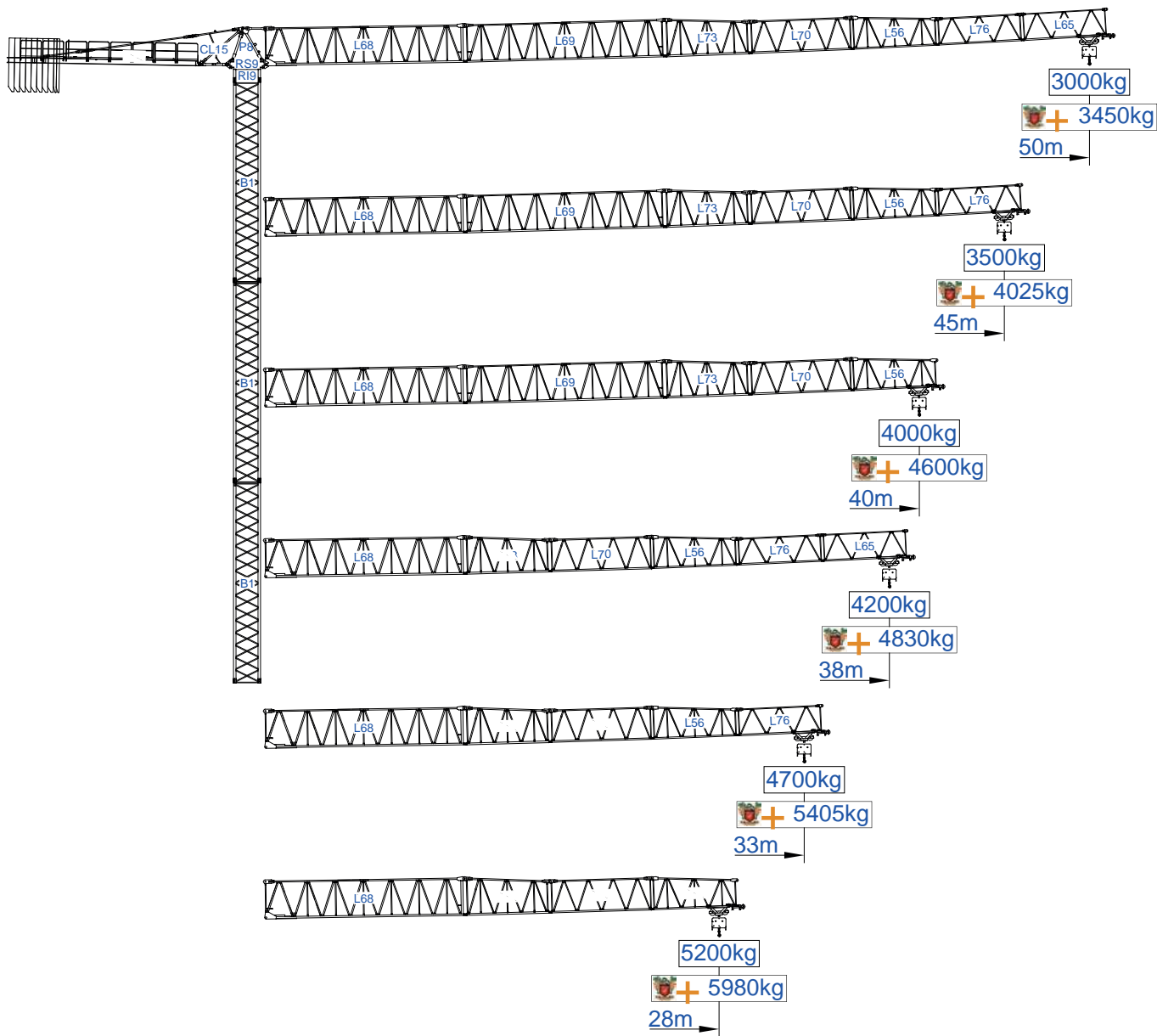
www.staffordtowercranes.com







Empresa certificada no âmbito da Conceção, Fabrico e Serviço Pós-venda de Gruas Soima e componentes











m														m	
		8000kg	4000kg	10	15	18	23	28	33	38	40	45	50		kg
50	18000kg 8x2000kg + 2x1000kg	21.7	40.2	4000	4000	4000	4000	4000	4000	4000	4000	3930	3410	3000	
				8000	8000	8000	7340	5910	4910	4170	3930	3410	3000		
45	18000kg 8x2000kg + 2x1000kg	22.2	41.1	4000	4000	4000	4000	4000	4000	4000	4000	4000	3500		
				8000	8000	8000	7520	6050	5030	4270	4030	3500			
40	16000kg 7x2000kg + 2x1000kg	22.2	40.0	4000	4000	4000	4000	4000	4000	4000	4000	4000			
				8000	8000	8000	7470	6010	5000	4250	4000				
38	13000kg 6x2000kg + 1x1000kg	22.1	38.0	4000	4000	4000	4000	4000	4000	4000	4000				
				8000	8000	8000	7400	5950	4940	4200					
33	12000kg 5x2000kg + 2x1000kg	21.3	33.0	4000	4000	4000	4000	4000	4000						
				8000	8000	8000	7050	5660	4700						
28	10000kg 4x2000kg + 2x1000kg	19.9	28.0	4000	4000	4000	4000	4000							
				8000	8000	8000	6480	5200							
		m													

SACS  
15%





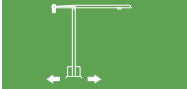


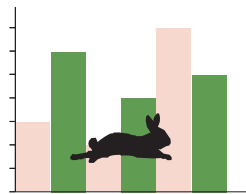
m														m	
		8000kg	4000kg	10	15	18	23	28	33	38	40	45	50		kg
50	18000kg 8x2000kg + 2x1000kg	21.7	40.2	4000	4000	4000	4000	4000	4000	4000	4000	4000	3922	3450	
				8000	8000	8000	8000	6797	5647	4796	4520	3922	3450		
45	18000kg 8x2000kg + 2x1000kg	22.2	41.1	4000	4000	4000	4000	4000	4000	4000	4000	4000	4000		
				8000	8000	8000	8000	6958	5785	4911	4635	4025			
40	16000kg 7x2000kg + 2x1000kg	22.2	40.0	4000	4000	4000	4000	4000	4000	4000	4000	4000			
				8000	8000	8000	8000	6912	5750	4888	4600				
38	13000kg 6x2000kg + 1x1000kg	22.1	38.0	4000	4000	4000	4000	4000	4000	4000	4000				
				8000	8000	8000	8000	6843	5681	4830					
33	12000kg 5x2000kg + 2x1000kg	21.3	33.0	4000	4000	4000	4000	4000	4000						
				8000	8000	8000	8000	6509	5405						
28	10000kg 4x2000kg + 2x1000kg	19.9	28.0	4000	4000	4000	4000	4000							
				8000	8000	8000	7452	5980							
		m													



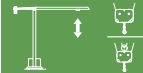



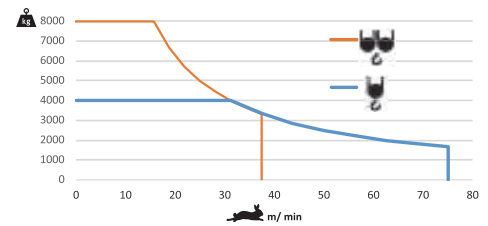
			A (mm)	B (mm)	C (mm)	kg(± 5%)
Jib / Lança / Fleche / Braccio		L68	11970	1900	2300	5050
/ Ausleger / кливер		L69	11960	1160	2260	1650
		L73	5230	1160	2260	750
		L70	6200	1160	1950	680
		L56	5200	1160	1930	590
		L76	5180	1160	1610	370
		L65	5110	1160	1610	330
	Head turntable / Cabeçote / Pivot / Testa giradischi / Kopfplattenspieler		RS9 RI9	2505	1700	1950
		P8	2230	1300	820	830
Counter-jib / Contra lança / Contre-flèche / Gegenausleger / Контр-стрела		CL15	3405	1320	405	600
		CL4	11400	1500	500	3750
Counterweight / Contrapeso / Contrepoids / Gegengewicht / Противовес		CP2	1160	330	3140	8x2000 16000
		CP3	1160	165	3140	2x1000 2000
Tower section / torre / Coupe tour / Sezione torre / Turmabschnitt / Секция башни		B1	12000	1620	1620	3450
		B1	6130	1620	1620	1800
		B1	3195	1620	1620	1070
Climbing tower section		B1	3195	1830	1830	1100
Foundation anchor / Tramo encastrar /		B1	1775	1600	1600	650
Base Chassis		B1	6620	500	1040	2190
			3120	340	1040	2x980 1960
TOTAL						4150
Base Chassis		B1s	5620	500	1040	1800
			2710	340	1040	2x900 1800
TOTAL						3600








		
	0 a 1 r.p.m.	2x6,5 daN.m
	0 a 60 m/min	5,5 kW
	0-10 m/min	2x4 kW

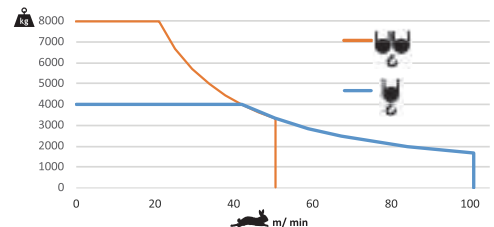



	
	0 a 75 m/min
	0 a 37,5 m/min
	22 kW





	48 kVA
	400 V +- 5% (50/60 Hz)

	
	0 a 101 m/min
	0 a 50,5 m/min
	30 kW

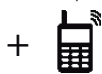


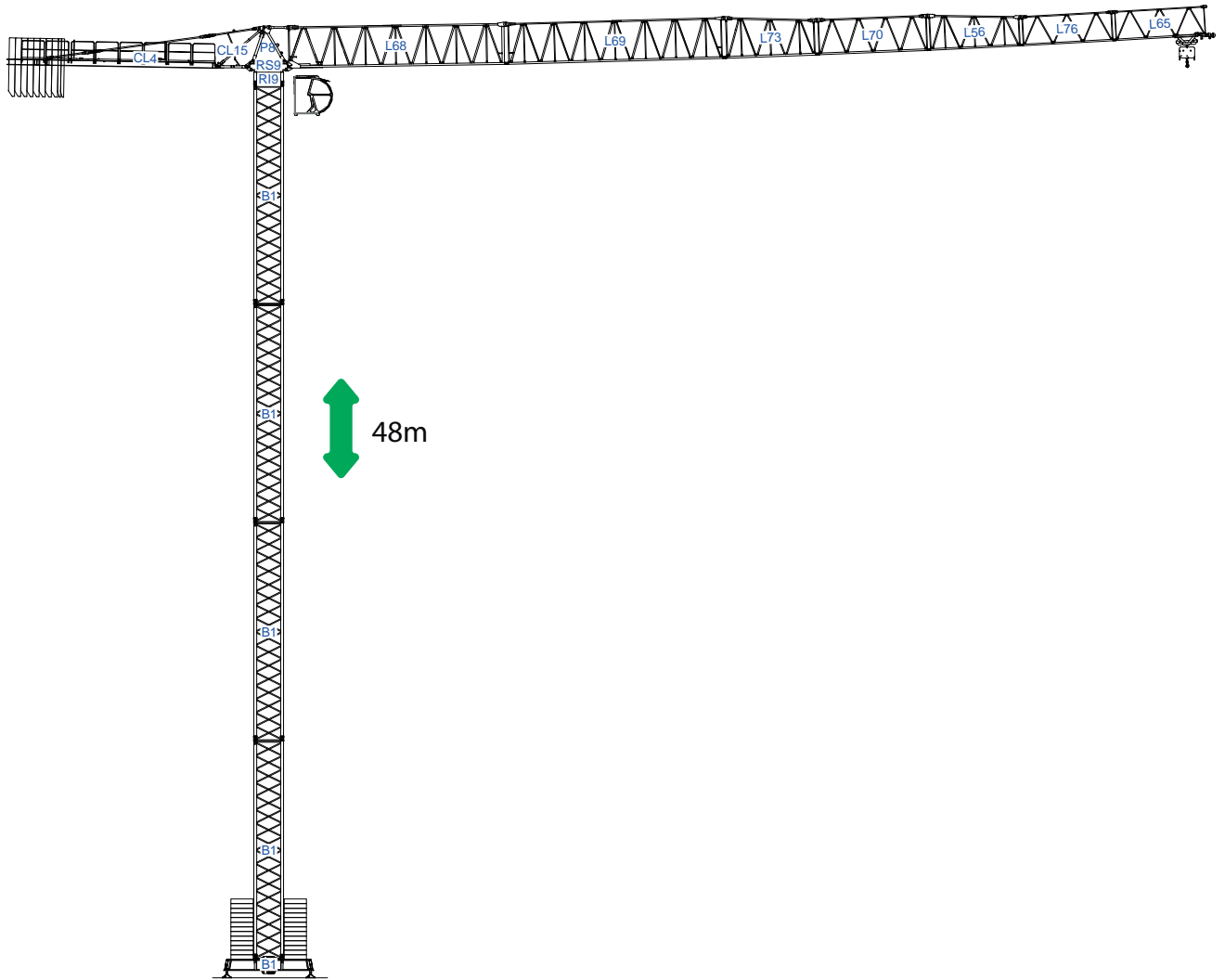
	58 kVA
	400 V +- 5% (50/60 Hz)

Max height of hoist

 (H)Max. 54m  
 (H)Max. 108m

More options





/

6x

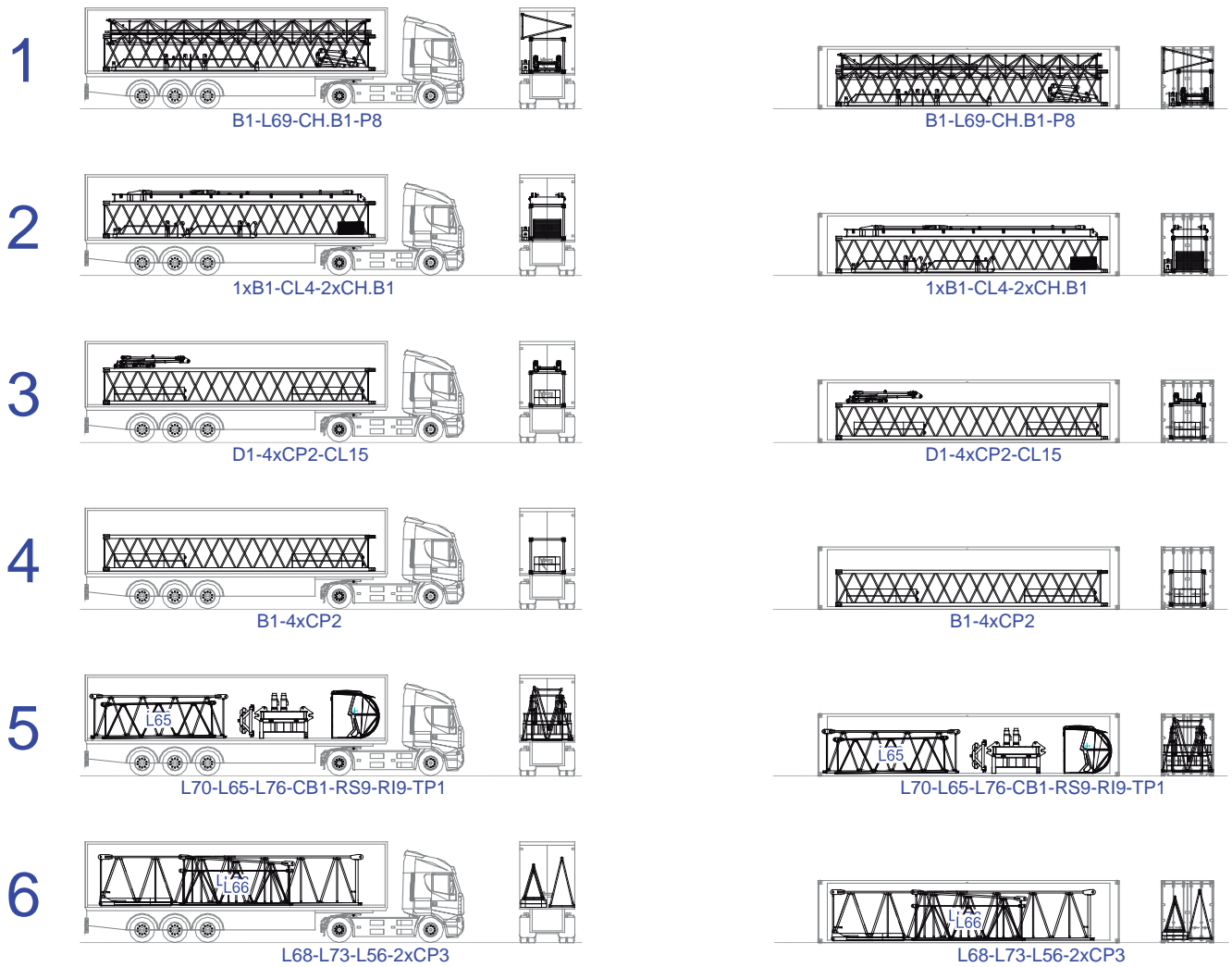


40' High Cube



**STF 5030**





---

---

---

---

---

---

---

---

---

---

---

---

---

---

---

---

---

---

---

---

---

---

---

---

---

---


---

---

---








### Headquarters

 3620 S. 40th Street , Phoenix , AZ, 85040 USA

 +1 (480) 993 3302

### Factory

 Zona Industrial de Canas de Senhorim - EN 234, 3525-040 Canas de Senhorim - Portugal

 +351 232 673 530  [sales@staffordtowercranes.com](mailto:sales@staffordtowercranes.com)

 [staffordtowercranes.com](http://staffordtowercranes.com)