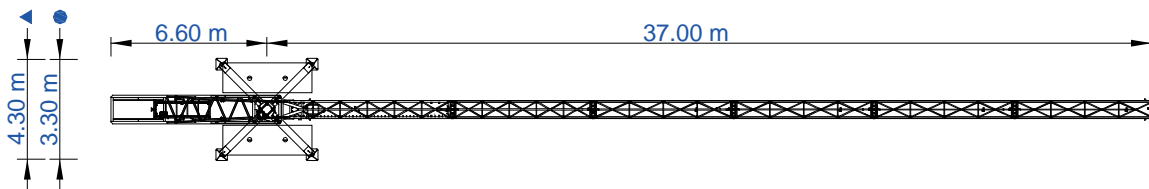
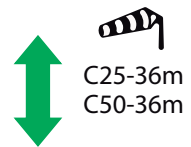
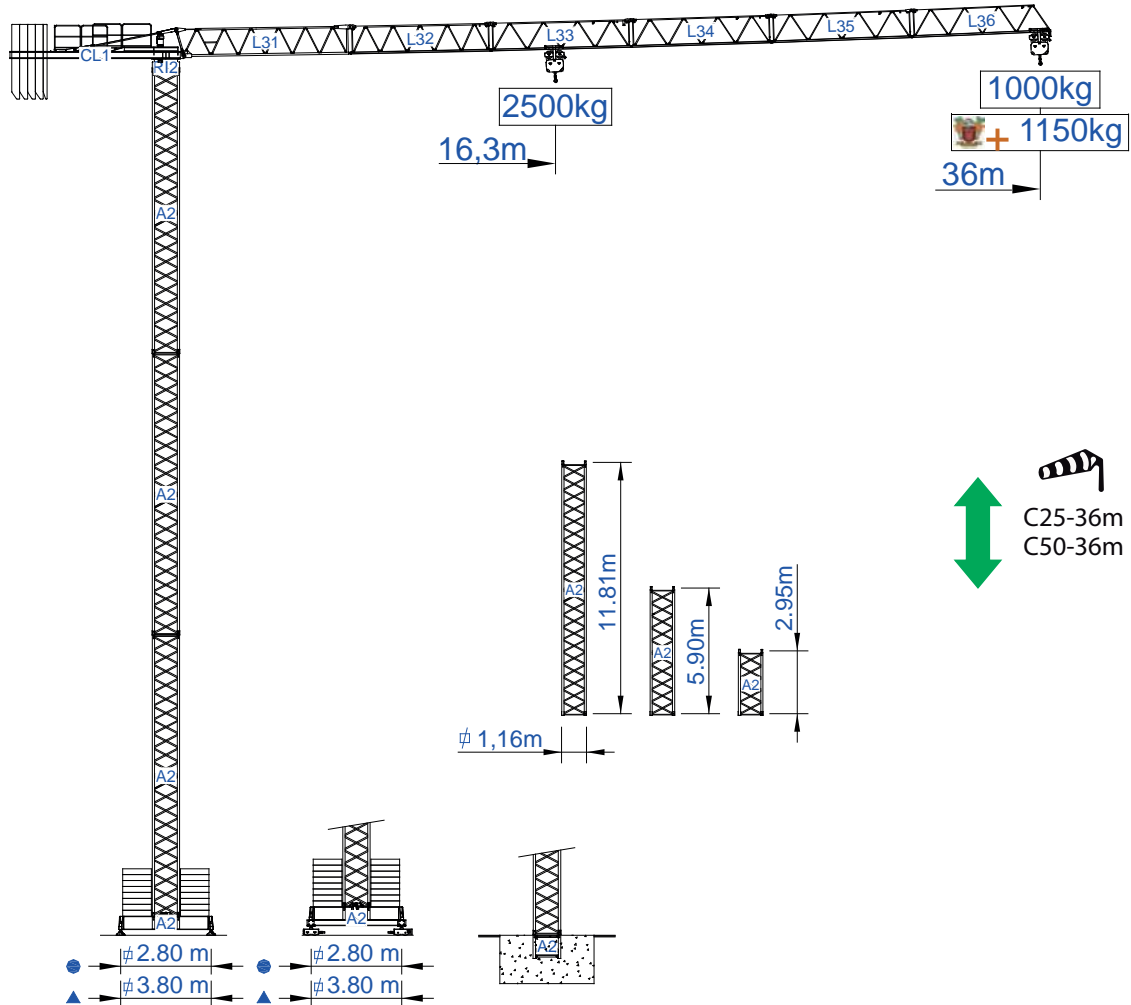




STF 3610

Data Sheet / Catalogo / Fiche Technique / Scheda Dati
Datenblatt / техническая спецификация

Metric / Métrico / Métrique / Metrico / Metrisch / метрика



Headquarters

3620 S. 40th Street, Phoenix, AZ, 85040 USA
+1 (480) 993 3302

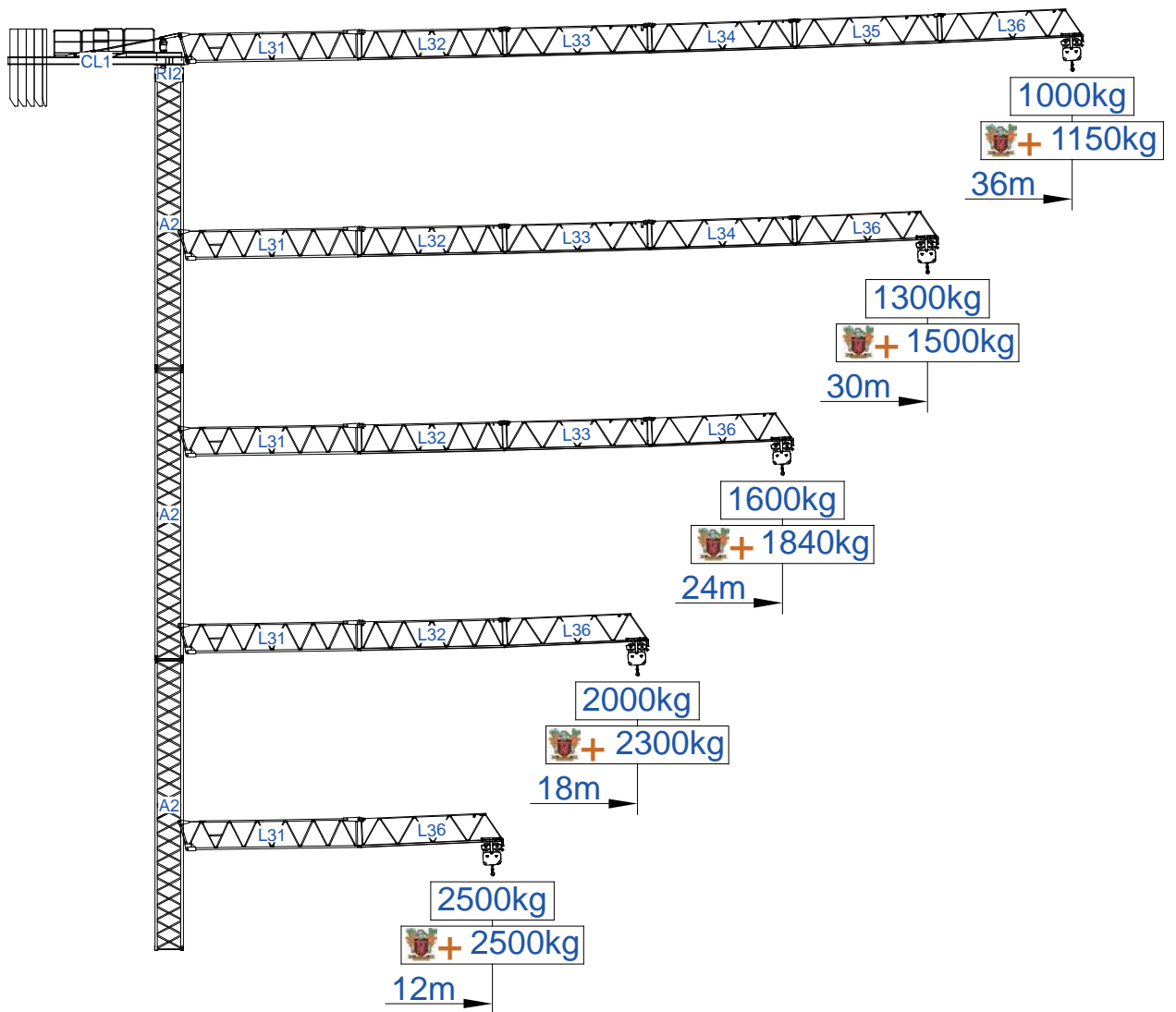
Factory

Zona Industrial de Canas de Senhorim - EN 234, 3525-040 Canas de Senhorim - Portugal
+351 232 673 530 sales@staffordtowercranes.com

www.staffordtowercranes.com



Empresa certificada no âmbito da Conceção, Fabrico e Serviço Pós-venda de Gruas Soima e componentes



m		2500kg	12	18	24	30	36	m
36	9000kg 4x2000kg + 1x1000kg	16,4	2500	2250	1630	1250	1000	kg
30	8000kg 4x2000kg	16,9	2500	2330	1690	1300		
24	6000kg 3x2000kg	16,1	2500	2220	1600			
18	4000kg 2x2000kg	14,7	2500	2000				
12	3000kg 1x2000kg + 1x1000kg	12,0	2500					
		m						

SACS
15%











m		2500kg	12	18	24	30	36	m
36	9000kg 4x2000kg + 1x1000kg	16.4	2500	2590	1870	1440	1150	kg
30	8000kg 4x2000kg	16.9	2500	2500	1940	1500		
24	6000kg 3x2000kg	16.1	2500	2550	1840			
18	4000kg 2x2000kg	14.7	2500	2300				
12	3000kg 1x2000kg + 1x1000kg	12.0	2500					
		m						

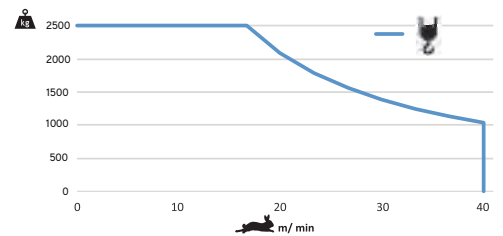



			A (mm)	B (mm)	C (mm)	kg (±5%)
Jib / Lança / Fleche / Braccio		L31	7470	800	1650	1560
/ Ausleger / кливер		L32	6075	760	1220	385
		L33	6055	760	1210	350
		L34	6040	760	1200	275
		L35	6030	760	1190	250
		L36	5900	760	1400	240
	Head turntable		CL1 RI2	7380	1200	1530
Counterweight / Contrapeso / Contrepoids / Gegengewicht / Противовес		CP2	1160	330	3140	4x2000 8000
		CP3	1160	165	3140	1000
Tower section / torre / Coupe tour / Sezione torre / Turmabschnitt / Секция башни		A2	11985	1180	1180	1950
		A2	6075	1180	1180	1030
		A2	3120	1180	1180	560
Climbing tower section		A2	3120	1385	1380	620
Foundation anchor / Tramo encastrar /		A2	1170	1160	1160	250
Base Chassis		A2	5525	430	720	750
			2720	250	720	2x400 800
TOTAL						1550
Base Chassis		A2s	4135	430	720	600
			2025	250	720	2x350 700
TOTAL						1300





		
	0 a 1 r.p.m.	3 daN.m
	0 a 50 m/min	1,5 kVA
	15 m/min	2x2 kW

		
	0 a 53 m/min	11kW

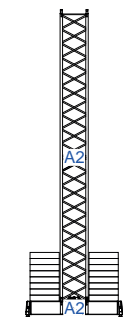
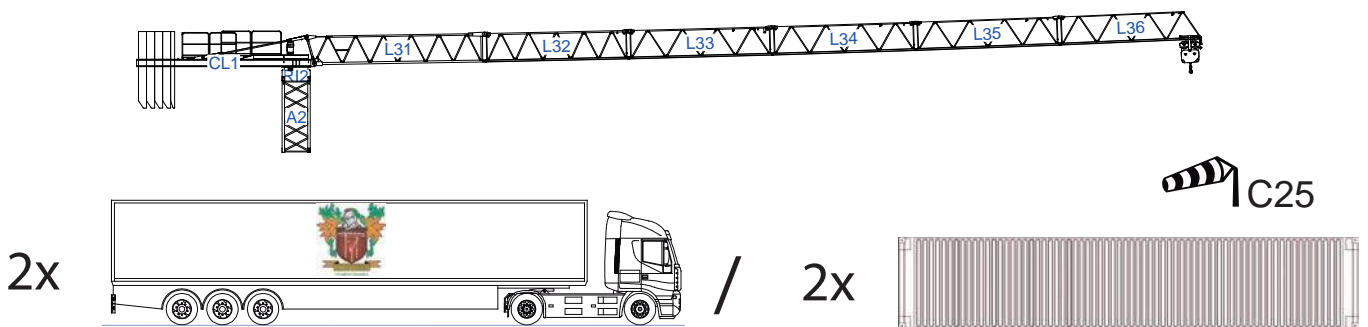


	20 kVA
	400 V +- 5% (50/60 Hz)

Max height of hoist

 (H)Max. 88m +  More options


Transport / Transporte / Transport / Trasporto / Transport / Транспорт



36m




STF 3610



Headquarters

 3620 S. 40th Street , Phoenix , AZ, 85040 USA

 +1 (480) 993 3302

Factory

 Zona Industrial de Canas de Senhorim - EN 234, 3525-040 Canas de Senhorim - Portugal

 +351 232 673 530  sales@staffordtowercranes.com

 staffordtowercranes.com