




**STAFFORD**  
TOWER CRANES


**STF 8433**



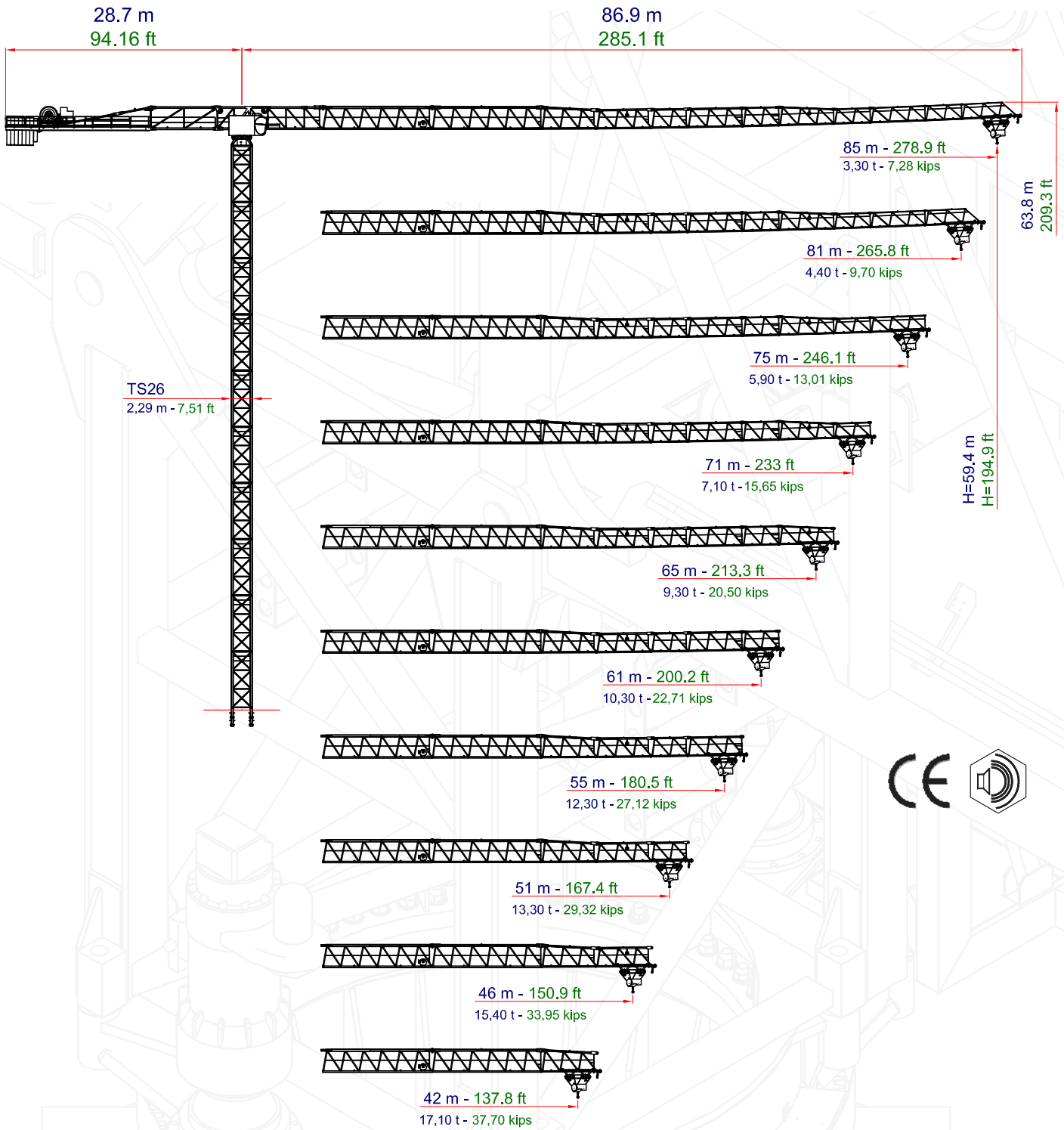
TECHNICAL DATASHEET  
SCHEDA TECNICA  
FICHE TECHNIQUE  
TECHNISCHE SPEZIFIKATIONEN

**Factory & HQ**

 Zona Industrial de Canas de Senhorim - EN 234, 3525-040 Canas de Senhorim - Portugal

 +351 232 673 530  [sales@staffordtowercranes.com](mailto:sales@staffordtowercranes.com)

 [staffordtowercranes.com](http://staffordtowercranes.com)



**STF 8433**



# 25 t - 55,12 kips

**L.I.S.** = Load Increase System

All intermediate loads can be increased till a maximum of 10% if the crane is equipped with L.I.S. system

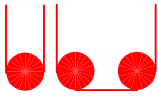
Con il sistema L.I.S. tutte le portate intermedie possono essere aumentate fino ad un massimo del 10%

Toutes les charges intermédiaires peuvent être augmentés jusqu'à un maximum de 10% si la grue est équipé de L.I.S. système

Alle zwischenlasten erhöht werden kann bis maximal 10%, wenn der kran mit L.I.S. ausgestattet system

Jib	Load chart valid for U.L.H. less than 160m - 492 ft																																							
	Degrading over 150m - 492 ft - 2.2 kg/m - over 492 ft - 2.2 lbs/ft																																							
	Max Load at:	88 m		276.9 ft		81 m		265.8 ft		75 m		246.1 ft		71 m		233 ft		65 m		213.3 ft		61 m		200.2 ft		55 m		180.5 ft		51 m		167.4 ft		48 m		151 ft		42 m		137.8 ft
Radius (m)	STD	L.I.S.	STD	L.I.S.	STD	L.I.S.	STD	L.I.S.	STD	L.I.S.	STD	L.I.S.	STD	L.I.S.	STD	L.I.S.	STD	L.I.S.	STD	L.I.S.	STD	L.I.S.	STD	L.I.S.	STD	L.I.S.	STD	L.I.S.	STD	L.I.S.	STD	L.I.S.	STD	L.I.S.	STD	L.I.S.	STD	L.I.S.	STD	L.I.S.





# 50 t - 110,23 kips

Load Chart valid for H.U.H. less than 100m - 328.08ft  
 Degrading over 100m - 24.5 kg/m - over 328.08ft - 16.47 bsf/ft

Jib	84 m		275.6 ft		80 m		262.5 ft		74 m		242.8 ft		70 m		229.7 ft		64 m		210 ft		60 m		196.9 ft		54 m		177.2 ft		50 m		164.1 ft		45 m		147.7 ft		41 m		134.6 ft					
	STD	L.I.S.	STD	L.I.S.	STD	L.I.S.	STD	L.I.S.	STD	L.I.S.	STD	L.I.S.	STD	L.I.S.	STD	L.I.S.	STD	L.I.S.	STD	L.I.S.	STD	L.I.S.	STD	L.I.S.	STD	L.I.S.	STD	L.I.S.	STD	L.I.S.	STD	L.I.S.	STD	L.I.S.	STD	L.I.S.	STD	L.I.S.	STD	L.I.S.				
Max Load at:	12.1	12.4	39.8	40.5	13.1	13.5	43.1	44.3	14.2	14.7	46.5	48.2	14.9	15.6	48.9	51.1	16.2	17.0	53.0	55.8	16.2	17.1	53.3	56.2	16.6	17.6	54.4	57.7	16.3	17.3	53.4	56.7	16.4	17.4	53.6	57.2	16.2	17.3	53.0	56.6				
Radius (m)	6.6	50.00	110.23	110.23	6.6	50.00	110.23	110.23	6.6	50.00	110.23	110.23	6.6	50.00	110.23	110.23	6.6	50.00	110.23	110.23	6.6	50.00	110.23	110.23	6.6	50.00	110.23	110.23	6.6	50.00	110.23	110.23	6.6	50.00	110.23	110.23	6.6	50.00	110.23	110.23	6.6	50.00	110.23	110.23
Radius (ft)	21.3	164.04	361.84	361.84	21.3	164.04	361.84	361.84	21.3	164.04	361.84	361.84	21.3	164.04	361.84	361.84	21.3	164.04	361.84	361.84	21.3	164.04	361.84	361.84	21.3	164.04	361.84	361.84	21.3	164.04	361.84	361.84	21.3	164.04	361.84	361.84	21.3	164.04	361.84	361.84	21.3	164.04	361.84	361.84
t	50.00	50.00	50.00	50.00	50.00	50.00	50.00	50.00	50.00	50.00	50.00	50.00	50.00	50.00	50.00	50.00	50.00	50.00	50.00	50.00	50.00	50.00	50.00	50.00	50.00	50.00	50.00	50.00	50.00	50.00	50.00	50.00	50.00	50.00	50.00	50.00	50.00	50.00	50.00	50.00	50.00	50.00		
kips	110.23	110.23	110.23	110.23	110.23	110.23	110.23	110.23	110.23	110.23	110.23	110.23	110.23	110.23	110.23	110.23	110.23	110.23	110.23	110.23	110.23	110.23	110.23	110.23	110.23	110.23	110.23	110.23	110.23	110.23	110.23	110.23	110.23	110.23	110.23	110.23	110.23	110.23	110.23	110.23	110.23			
t	50.00	50.00	50.00	50.00	50.00	50.00	50.00	50.00	50.00	50.00	50.00	50.00	50.00	50.00	50.00	50.00	50.00	50.00	50.00	50.00	50.00	50.00	50.00	50.00	50.00	50.00	50.00	50.00	50.00	50.00	50.00	50.00	50.00	50.00	50.00	50.00	50.00	50.00	50.00	50.00	50.00			
kips	110.23	110.23	110.23	110.23	110.23	110.23	110.23	110.23	110.23	110.23	110.23	110.23	110.23	110.23	110.23	110.23	110.23	110.23	110.23	110.23	110.23	110.23	110.23	110.23	110.23	110.23	110.23	110.23	110.23	110.23	110.23	110.23	110.23	110.23	110.23	110.23	110.23	110.23	110.23	110.23	110.23			
t	50.00	50.00	50.00	50.00	50.00	50.00	50.00	50.00	50.00	50.00	50.00	50.00	50.00	50.00	50.00	50.00	50.00	50.00	50.00	50.00	50.00	50.00	50.00	50.00	50.00	50.00	50.00	50.00	50.00	50.00	50.00	50.00	50.00	50.00	50.00	50.00	50.00	50.00	50.00	50.00	50.00			
kips	110.23	110.23	110.23	110.23	110.23	110.23	110.23	110.23	110.23	110.23	110.23	110.23	110.23	110.23	110.23	110.23	110.23	110.23	110.23	110.23	110.23	110.23	110.23	110.23	110.23	110.23	110.23	110.23	110.23	110.23	110.23	110.23	110.23	110.23	110.23	110.23	110.23	110.23	110.23	110.23				