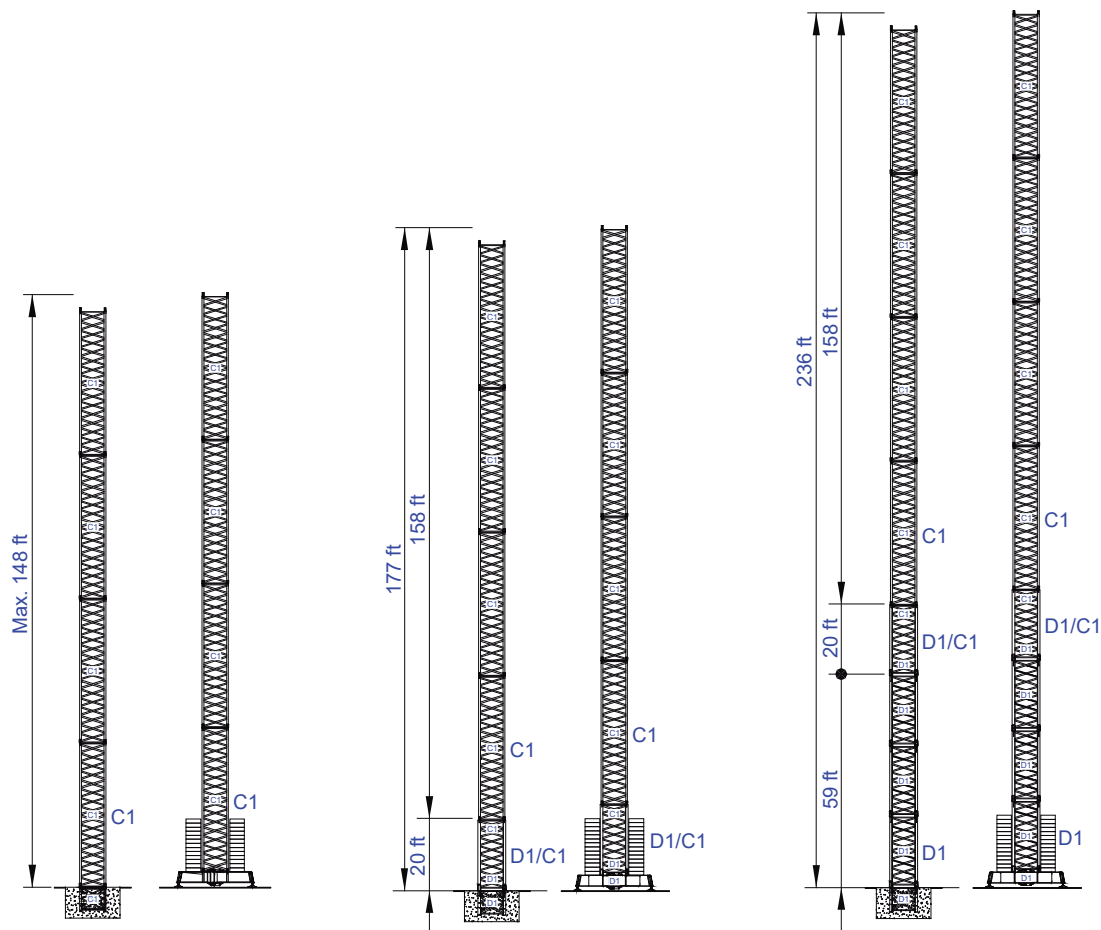


Factory & HQ

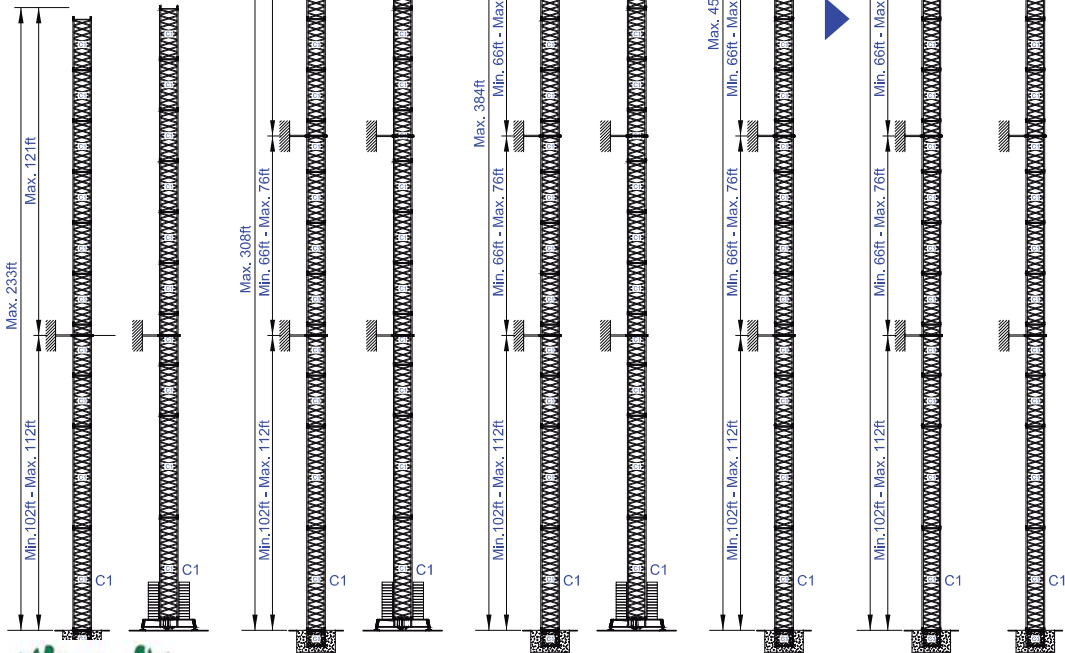
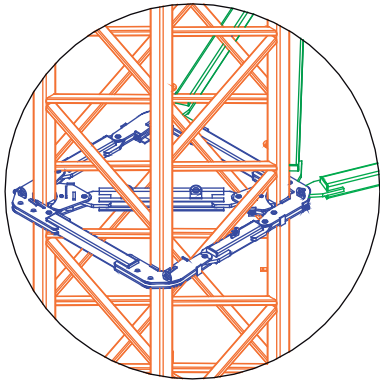
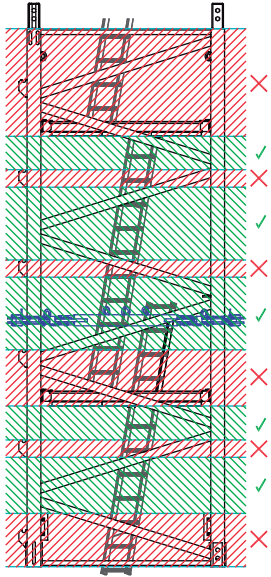
Zona Industrial de Canas de Senhorim - EN 234, 3525-040 Canas de Senhorim - Portugal

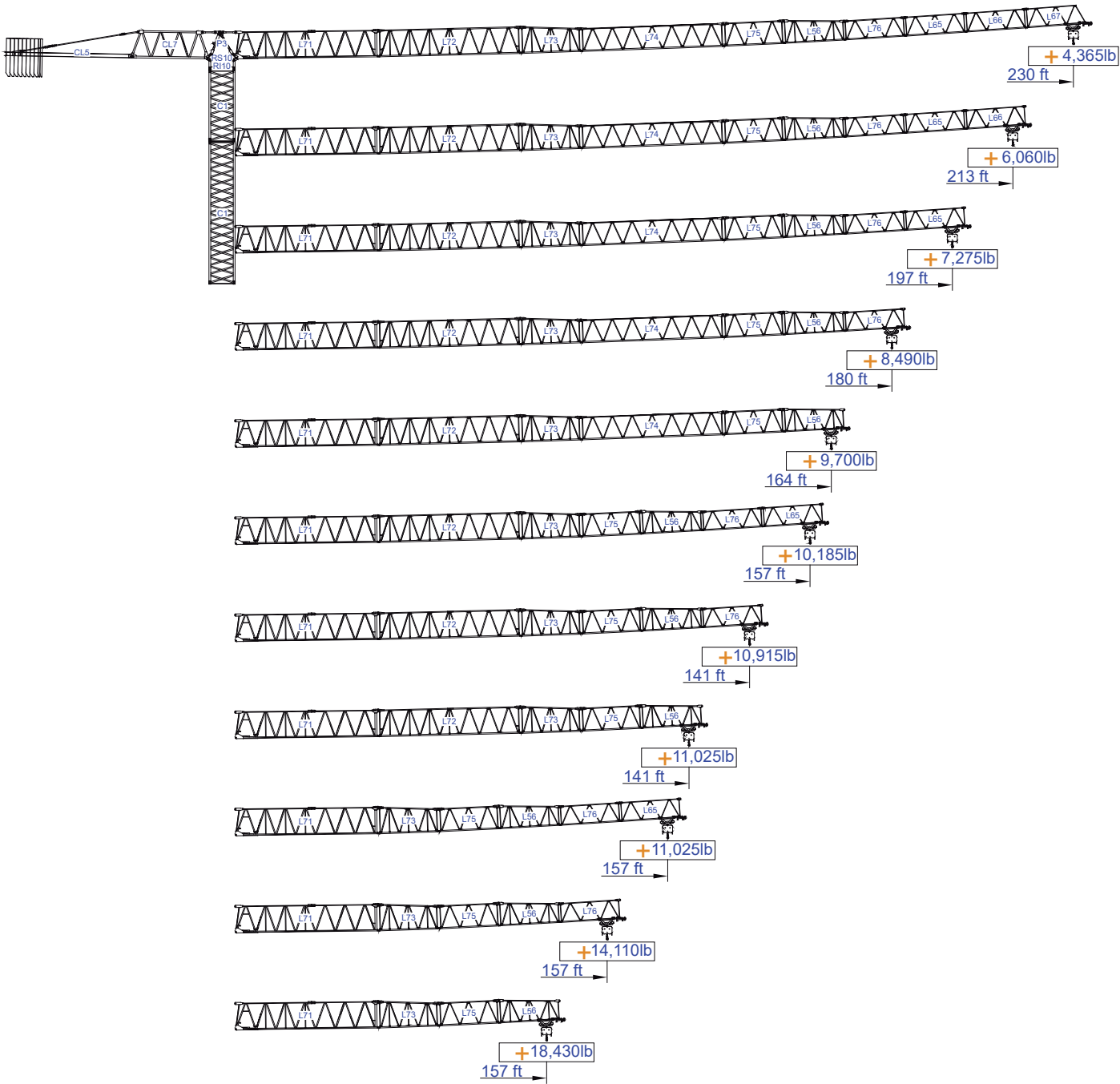
+351 232 673 530 sales@staffordtowercranes.com

staffordtowercranes.com



More options





SACS 10%



ft	Diagram	Icons		ft														ft
		22,050lb	11,020lb	52	69	85	102	118	125	141	157	164	180	197	213	230		
230	8x4,410lb + 2x2,205lb	48.6	96.1	11,020	11,020	11,020	11,020	8,220	9,090	7,910	6,960	6,620	5,920	5,310	4,830	4,370		
				22,050	16,470	12,880	10,450	8,710	8,120	6,940	5,990	5,650	4,950	4,340	3,860	3,400		
213	8x4,410lb + 2x2,205lb	58.7	116.5	11,020	11,020	11,020	11,020	11,020	11,020	9,820	8,680	8,270	7,420	6,690	6,060			
				22,050	20,420	16,080	13,120	11,030	10,310	0,850	5,290	7,300	6,450	5,720	5,090			
197	8x4,410lb + 1x2,205lb	63.3	92.5	11,020	11,020	11,020	11,020	11,020	11,020	10,670	9,430	9,020	8,080	7,280				
				22,050	22,050	17,480	14,310	12,030	11,280	9,700	8,460	8,050	7,110	63,050				
180	8x4,410lb + 1x2,205lb	66.3	131.2	11,020	11,020	11,020	11,020	11,020	11,020	11,020	9,940	9,510	8,490					
				22,050	22,050	18,430	15,110	12,710	11,910	10,280	8,970	8,540	7,520					
164	7x4,410lb + 2x2,205lb	67.7	134.2	11,020	11,020	11,020	11,020	11,020	11,020	11,020	10,190	9,700						
				22,050	22,050	18,890	15,500	13,050	12,250	10,570	9,220	8,730						
157	6x4,410lb + 2x2,205lb	67.9	134.5	11,020	11,020	11,020	11,020	11,020	11,020	11,020	10,190							
				22,050	22,050	19,060	15,640	13,170	12,370	10,670	9,220							
141	5x4,410lb + 2x2,205lb	64.6	128.0	11,020	11,020	11,020	11,020	11,020	11,020	10,910								
				22,050	22,050	18,090	14,820	12,460	11,690	9,940								
125	5x4,410lb + 1x2,205lb	63.0	124.7	11,020	11,020	11,020	11,020	11,020	11,020									
				22,050	22,050	17,560	14,380	12,080	11,160									
118	4x4,410lb + 1x2,205lb	59.7	122.4	11,020	11,020	11,020	11,020	11,020										
				22,050	22,000	17,360	14,210	11,640										
102	3x4,410lb + 2x2,205lb	60.7	120.1	11,020	11,020	11,020	11,020											
				22,050	21,660	17,070	13,580											
85	3x4,410lb + 1x2,205lb	58.7	116.5	11,020	11,020	11,020												
				22,050	20,980	16,010												



		A (ft)	B (ft)	C (ft)	lb	Code	
L71		39.27	6.23	9.51	20,940	530 70 22	
L72		39.27	3.81	7.41	5,510		
L73		17.16	3.81	7.41	1,650		
L74		39.21	3.81	6.40	3,090		
L75		17.06	3.81	6.40	1,100		
L56		17.06	3.81	6.33	1,300		
L76		16.99	3.81	5.28	820		
L65		16.77	3.81	5.28	730		
L66		16.77	3.81	5.28	660		
L67		16.77	3.81	5.28	660		
RS10 RI10		8.60	7.15	7.05	17,640		
P3		7.97	4.27	2.49	2,800		
CL7		21.23	4.07	7.50	5,730		
CL5		34.62	4.92	1.64	7,830		
CP2		3.81	1.08	10.30	8x4,410 35 280		704 20 00
CP3		3.81	0.54	10.30	2x2,205 4 410		704 10 00

C1		39.38	7.15	7.15	9,260	509 12 00
C1		20.11	7.15	7.15	4,850	509 06 00
C1		10.48	7.15	7.15	2,650	508 12 03
C1		10.48	7.38	7.38	3,000	509 06 03
C1		7.48	7.05	7.05	1,870	509 06 02




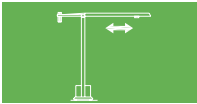

C1		26.67	2.63	4.50	10,140	609 00 02
		13.78	1.25	4.50	2x6,120 12,240	

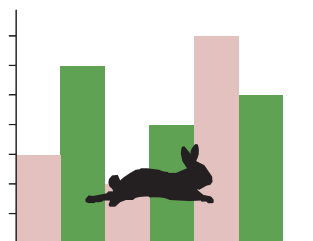
TOTAL 22,380



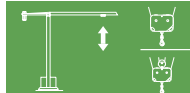
C1s		21.67	2.63	4.50	7,540	609 00 03
		10.37	1.25	4.50	2x4,060 8,120	

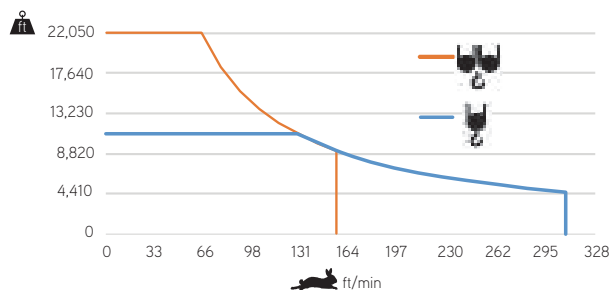
TOTAL 15,660




	
	0 a 1 r.p.m. 3x36 ft/lbf
	0 a 196ft/min 5,5 kW
	0 a 32ft/min 2x4 kW

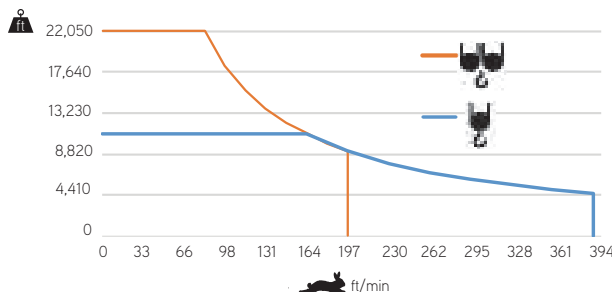



	
	0 a 308 ft/min 0 a 154 ft/min
37 kW	






	55 kVA
400 V +- 5% (50/60 Hz)	

	
	0 a 387 ft/min 0 a 194 ft/min
45 kW	

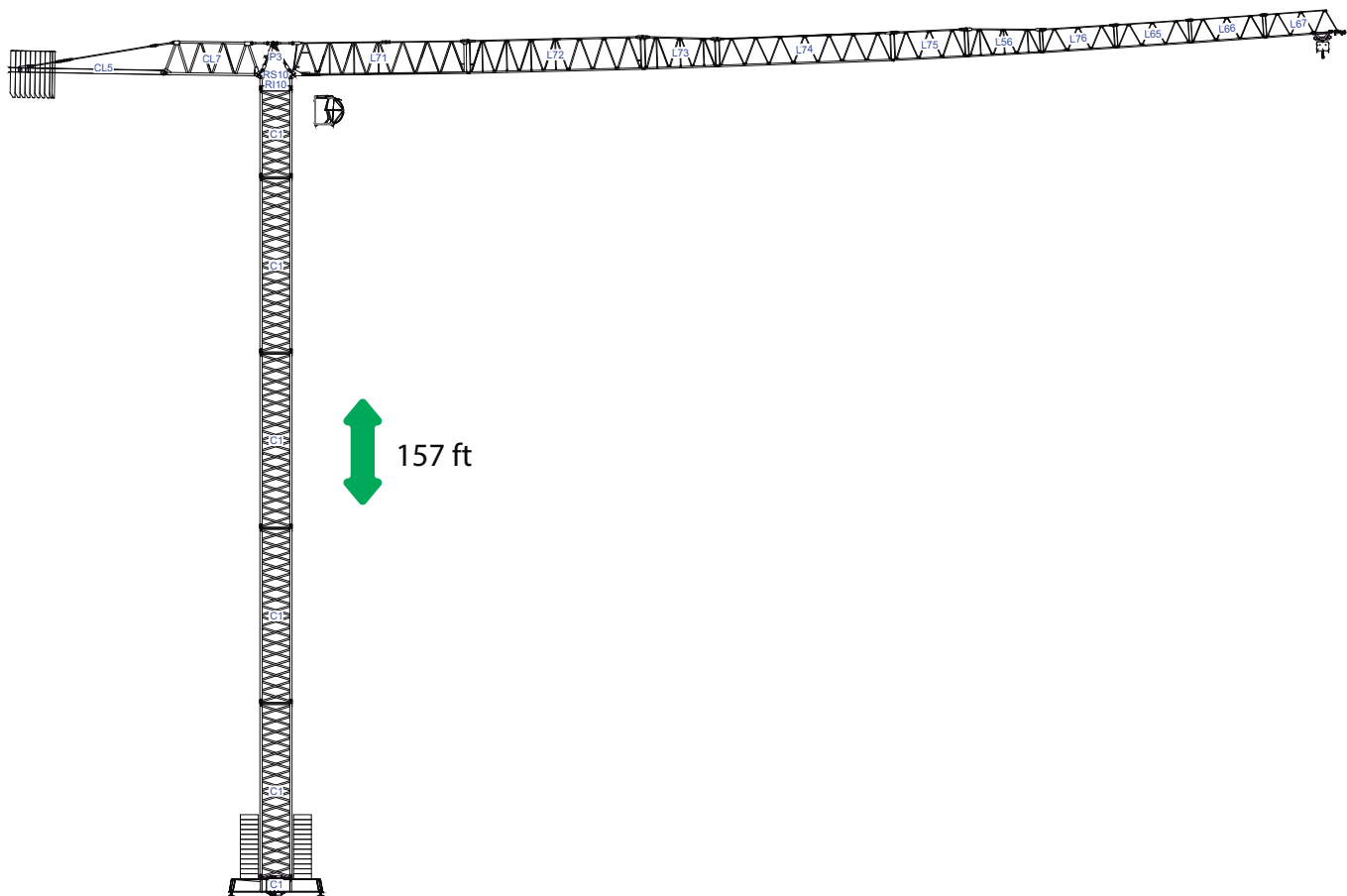


	65 kVA
400 V +- 5% (50/60 Hz)	

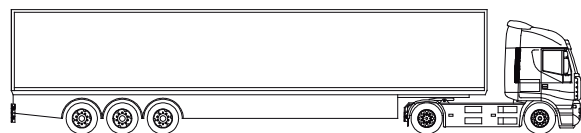
Max height of hoist

 (H)Max. 217ft  More options
 (H)Max. 433ft





8x



/

8x



STF 7018

